

Video Individual Student Reports (ISRs) Resource FAQs

1. What are video ISRs?

Video ISRs are personalized video report resources for students with MCA and MTAS scores. These videos include an overview of the assessment and the student's performance in each subject taken, as well as their performance related to the school, district, and state averages. Students must have a score in at least one subject to have a video report available.

2. When are video ISRs available?

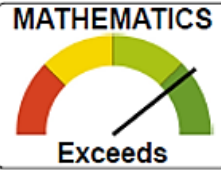

Video ISRs are available on the same day printed ISRs arrive in districts.

3. Who receives a video ISR?



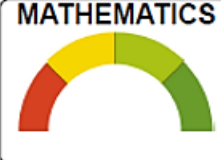
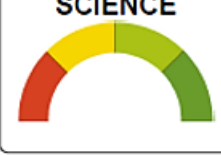
Video ISRs are created for students with at least one valid score in the grade they tested for MCA and MTAS.

- Students in grades 3, 4, 6, and 7 with a valid score in reading and/or mathematics.
- Students in grades 5 and 8 with a valid score in reading, mathematics, and/or science.
- Students in high school with a valid score in the subject taken. If multiple subjects are completed in the same year, students receive separate video ISRs for each subject with a valid score.
- Students who complete assessments in multiple districts will have video ISRs created for each district. The video includes only the results from that district.
- Students who complete an MCA in one subject and MTAS assessment in another will have video ISRs created for each assessment. The video includes only the results from that assessment.
- Students with only non-valid scores (such as test or score codes like REF-S, REF-P, INV-S, INV-O, INV-D, ME, ABS, NA, NC, or NE) will not receive a video ISR.

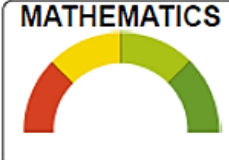
Example 1: Single subject ISR with valid score and video ISR available.

Minnesota Academic Standards		Student Results Video
 <p>MATHEMATICS Exceeds</p>	<p>Firstname's score shows performance above grade 11 standards</p> <p>MCA scores are used in school planning and should be used in discussions with other data at the classroom level</p>	<p>Scan the QR code to access a video of your student's results. If you are unable to scan the QR code, contact your student's school.</p>  <p>English Video</p>

Example 2: Multi-subject ISR with one valid score and two non-valid scores and video ISR available.

Minnesota Academic Standards		Student Results Video
 <p>READING Partially Meets</p>	<p>Firstname's score shows performance slightly below grade 5 standards</p> <p>MCA scores are used in school planning and should be used in discussions with other data at the classroom level</p>	<p>Scan the QR code to access a video of your student's results. If you are unable to scan the QR code, contact your student's school.</p>  <p>English Video</p>
 <p>MATHEMATICS No Test Data Available</p>	<p>No Test Data Available</p>	
 <p>SCIENCE No Test Data Available</p>	<p>No Test Data Available</p>	




Example 3: Single subject ISR without a valid score and no video ISR available.

	<i>Minnesota Academic Standards</i>	<i>Student Results Video</i>
	Firstname did not complete the test	No test data is available, as a result there is no video report available.





4. Are video ISRs available in other languages?

All students with MCA and MTAS scores are provided video ISRs in English. Students with a 3-digit “home language” code specified in student enrollment data submitted to MDE that is one of the 10 supported languages have a second video ISR translated into that language. The ISR will include a second QR code to access a video ISR in the specific home language: Amharic (063), Arabic (002), Chinese (007), Hmong (020), Karen (129), Oromo (074), Russian (040), Somali (069), Spanish (045), and Vietnamese (051). Note: The home language codes are available in *Appendix D - Home Primary Languages by Code* on the [MARSS Reporting Instructions](#) page under MARSS Manual.

Example 4: Single subject ISR with translated video ISR available.

	<i>Minnesota Academic Standards</i>	<i>Student Results Video</i>
	Firstname's score shows performance slightly below grade 10 standards MCA scores are used in school planning and should be used in discussions with other data at the classroom level	Scan the QR code to access a video of your student's results. If you are unable to scan the QR code, contact your student's school.  English Video  Video en Español

Example 5: Multi-subject ISR with translated video ISR available.

	<i>Minnesota Academic Standards</i>	<i>Student Results Video</i>
	Firstname's score shows performance slightly below grade 4 standards MCA scores are used in school planning and should be used in discussions with other data at the classroom level	Scan the QR code to access a video of your student's results. If you are unable to scan the QR code, contact your student's school. English Video   Video en Español
	Firstname's score shows performance above grade 4 standards MCA scores are used in school planning and should be used in discussions with other data at the classroom level	

5. How do I access the video ISR?

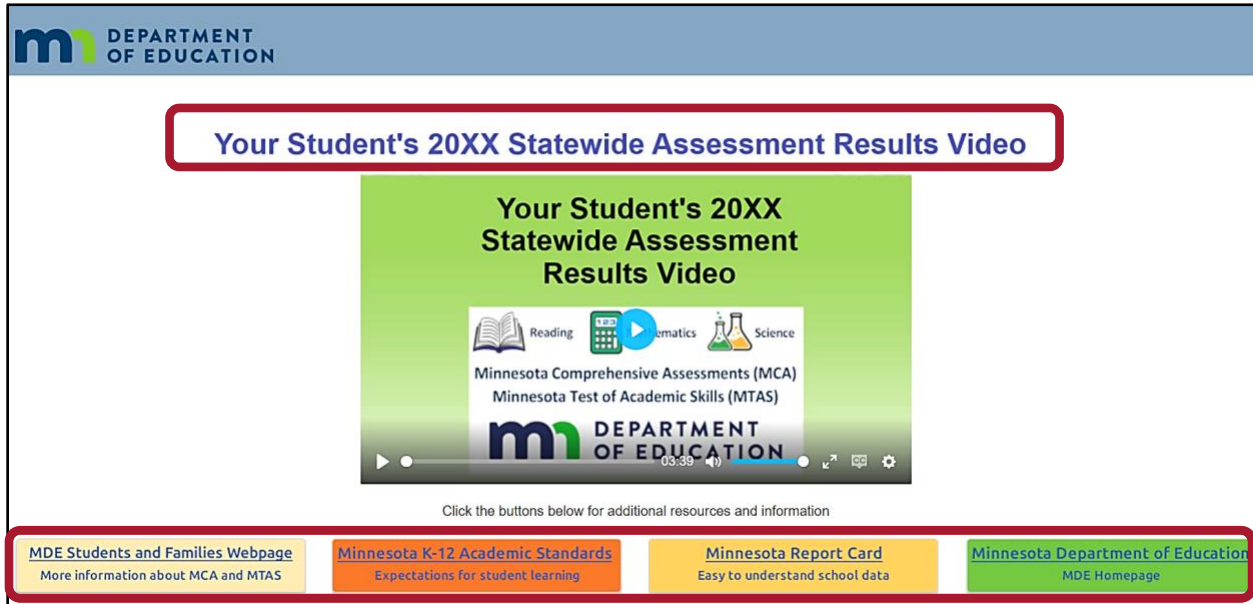
Parents/guardians can access video ISRs by scanning a QR code on the ISR with a smart device. If parents/guardians do not have access to a smart device, they can contact their student's school for a link to the video.

School staff with the District Assessment Coordinator (DAC) or Assessment Administrator (AA) user role in PearsonAccess Next have access to a spreadsheet containing hyperlinks of video ISRs for each student. This spreadsheet is posted by district and school and available in PearsonAccess Next under Published Reports.

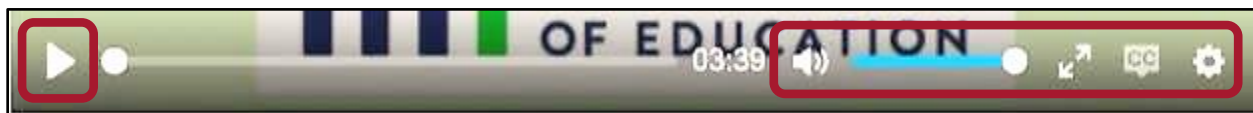
6. How do I watch the video ISR?

Once the QR code is scanned (or hyperlink entered into a browser), the video ISR opens in a browser tab. Closed captioning is turned on by default. Additional options are available under the three dot menu: download, playback speed, and picture in picture. The landing page also contains links for additional resources and information.

Example 6: English video ISR landing page.



Example 7: Video Player Options (Left to Right): Play button, Volume with Volume slider, Full screen, Closed Captioning (Note: Default setting is off), Gear icon (Download, Playback speed, Captions language)



Example 8: Translated video ISR landing page with translated closed captioning

Vídeo de los resultados de su estudiante en la evaluación estatal de 20XX



Haga clic en los botones de abajo para obtener recursos e información adicional

[MDE Página web para estudiantes y familias](#)

Más información sobre MCA y MTAS

[Minnesota K-12 Estándares académicos](#)

Expectativas de aprendizaje de los estudiantes

[Boletín de calificaciones de Minnesota](#)

Datos escolares fáciles de entender

[Departamento de Educación de Minnesota](#)

MDE Página web