

Paper SRTs

Guide for Educators

This guide provides educators with information on the [paper Student Readiness Tools \(SRTs\)](#) (PearsonAccess Next > Preparing for Testing > Student Readiness Tools > Paper SRTs) for students preparing to take a paper MCA.

The paper SRTs can be used to familiarize students with the look and feel of a paper MCA, the types of questions on the test, and how to indicate answers to questions. It is important that students understand how to correctly indicate their answers, as district staff must enter student responses into an online data entry form during testing in order for their responses to be scored.

Note: The SRTs are not representative of the grade-level content of the MCAs. The [Minnesota Questions Tool \(MQT\)](#) (Testing 1, 2, 3 > Assess > Released MCA Questions) contains released test questions from past MCAs. Educators can use these test questions to better understand how the MCA is aligned to the Minnesota K–12 Academic Standards and how the questions are written to reflect the varied rigor and complexity of the standards.

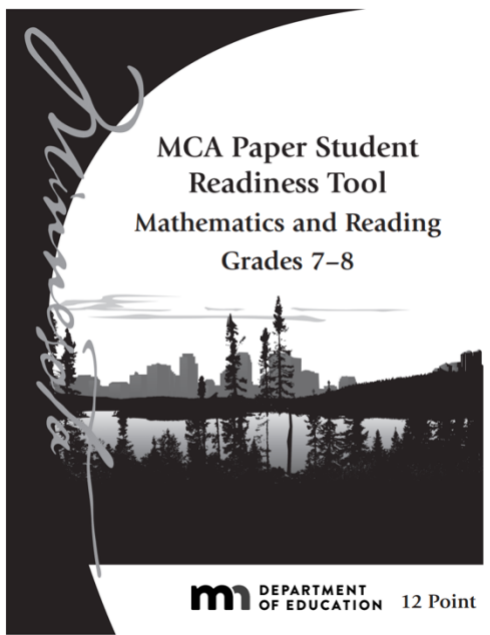









Educators can familiarize themselves with the paper SRTs before using the tools with students. Educators may also use the paper SRTs in conjunction with the [online SRTs](#) (PearsonAccess Next > Preparing for Testing > Student Readiness Tools > Online SRTs) to identify the appropriate accommodations for their students.


This guide outlines the various components of the paper SRTs and how they can be effectively used to prepare students for the MCA.

If you are printing the mathematics and reading large print (18- and 24-point) paper SRTs, see the following steps to ensure they print correctly.







- Load 11" x 17" size paper into your printer
- Select 11" x 17" page size within the Printer options on your device
- Print at 100% scale (do not scale to fit page)













Science large print (18-point) paper SRTs are coming soon. More information on the changes to Science Accommodated paper materials will be included in updated guidance on MDE's website.

Information	Sample Image
<p>Title Page – Mathematics and Reading SRTs</p> <p>The mathematics and reading paper SRT title pages indicate the grade(s) and subject(s) of each resource. Paper SRTs are available for the following grade-level groupings:</p> <ul style="list-style-type: none"> • Grades 3–4 Mathematics and Reading • Grades 5–6 Mathematics and Reading • Grades 7–8 Mathematics and Reading • Grade 10 Reading • Grade 11 Mathematics <p>The mathematics and reading paper SRTs are offered in 12-point, 18-point, and 24-point font. Braille versions of all paper SRTs are available to order. SRT scripts for mathematics are also available. The braille and SRT scripts include additional information for the test monitor who will use these materials with students.</p> <p>Title Page – All Grades Science SRT</p> <p>The science paper SRT is intended to be used for all grades of science (5, 8, and high school). It is offered in 12-point and 18-point font. This SRT consists of a Science Phenomena Book and a Science Test Book, which should be used together. Braille versions of these materials are available to order. A science SRT script is also available. The braille and SRT scripts include additional information for the test monitor who will use these materials with students.</p>	<div data-bbox="915 289 1425 940" style="border: 1px solid black; padding: 10px; margin-bottom: 20px;">  </div> <p style="text-align: center;">Sample shown: MCA Paper SRT Grades 7–8 Mathematics and Reading</p> <div data-bbox="915 1066 1425 1717" style="border: 1px solid black; padding: 10px;"> <p>MCA-IV Minnesota Comprehensive Assessments-Series IV</p> <div style="display: flex; flex-wrap: wrap; justify-content: space-around;">    </div> <div style="display: flex; flex-wrap: wrap; justify-content: space-around; margin-top: 10px;">    </div> <div style="display: flex; flex-wrap: wrap; justify-content: space-around; margin-top: 10px;">    </div> <div style="display: flex; justify-content: space-between; margin-top: 20px;"> <p>Science Phenomena Book</p> <p>All Grades MCA Paper Student Readiness Tool</p> </div> <p style="text-align: center;"><small>DEPARTMENT OF EDUCATION</small></p> </div> <p style="text-align: center;">Sample shown: MCA Paper SRT All Grades Science Phenomena Book</p>



Sample shown: MCA Paper SRT All Grades Science
Test Book

Information	Sample Image
<p>Symbols on the Test</p> <p>The <i>Symbols on the Test</i> page is included in all versions of the paper SRT. It provides information about the symbols students will see on the paper MCA. The mathematics and reading symbols and science symbols differ slightly in appearance.</p> <p>Educators may take time to discuss these symbols with students and point them out to students as they move through the paper SRT.</p>	<div data-bbox="915 289 1425 886" style="border: 1px solid black; padding: 10px; margin-bottom: 20px;"> <p style="text-align: center;">Symbols on the Test</p> <p>You will see the following symbols in your test book:</p> <div style="display: flex; justify-content: space-between;"> <div style="width: 30%;"> <p>Go on to the next page. </p> </div> <div style="width: 65%;"> <p>This symbol means you can continue answering questions on the next page.</p> </div> </div> <div style="display: flex; justify-content: space-between; margin-top: 20px;"> <div style="width: 30%;"> <p></p> </div> <div style="width: 65%;"> <p>This symbol means you have finished a segment of the test. You must wait until you are told to go to the next segment.</p> </div> </div> <div style="display: flex; justify-content: space-between; margin-top: 20px;"> <div style="width: 30%;"> <p></p> </div> <div style="width: 65%;"> <p>This symbol indicates where to place the sticker given to you by the Test Monitor to seal a finished segment.</p> </div> </div> </div> <p style="text-align: center;">(Mathematics and Reading)</p> <div data-bbox="915 974 1425 1570" style="border: 1px solid black; padding: 10px;"> <p style="text-align: center;">Symbols on the Test</p> <p>You will see the following symbols in your test book:</p> <div style="display: flex; justify-content: space-between;"> <div style="width: 30%;"> <p>Go on to the next page </p> </div> <div style="width: 65%;"> <p>This symbol means you can continue answering questions on the next page.</p> </div> </div> <div style="display: flex; justify-content: space-between; margin-top: 20px;"> <div style="width: 30%;"> <p></p> </div> <div style="width: 65%;"> <p>This symbol means you have finished a section of the test. You must wait until you are told to go to the next segment.</p> </div> </div> <div style="display: flex; justify-content: space-between; margin-top: 20px;"> <div style="width: 30%;"> <p></p> </div> <div style="width: 65%;"> <p>This symbol indicates where to place the sticker given to you by the Test Monitor to seal a finished section.</p> </div> </div> </div> <p style="text-align: center;">(Science)</p>

Information	Sample Image						
<p>General Information – Mathematics and Reading SRTs</p> <p>A general information page is included for each subject within a grade-level grouping resource. This page indicates the subject and includes important information that familiarizes students with the format of the mathematics and reading paper MCAs and the types of questions they will encounter.</p> <p>General Information – All Grades Science SRT</p> <p>A general information page is included in the SRT phenomena book and the SRT test book. This page includes important information that familiarizes students with the format of the science paper MCA and the types of questions they will encounter.</p>	<div data-bbox="917 289 1425 877"> <p style="text-align: center;">Mathematics Test General Information</p> <ul style="list-style-type: none"> Your test will contain different segments. Segment pages look like this: <table border="1" style="width: 100%; border-collapse: collapse;"> <tr> <td style="width: 50%; padding: 5px;"> <p style="text-align: center;">Segment 1</p> <p>You will be told when to begin this segment. You MAY NOT use a calculator for this segment.</p> <div style="text-align: center;"></div> </td> <td style="width: 50%; padding: 5px;"> <p style="text-align: center;">Segment 2</p> <p>You will be told when to begin this segment. You MAY use a calculator for this segment.</p> <div style="text-align: center;"></div> </td> </tr> </table> You are allowed to use a calculator for certain segments of the test. These symbols tell you whether a calculator is allowed. <table style="width: 100%; text-align: center;"> <tr> <td></td> <td></td> </tr> <tr> <td>Allowed</td> <td>Not Allowed</td> </tr> </table> You can write notes in your test book or on scratch paper, but you must answer each question in the test book. Your mathematics test includes multiple-choice and fill-in-the-blank questions. </div> <p style="text-align: center;">Sample shown: <i>Mathematics Test General Information</i></p> <div data-bbox="917 961 1425 1549"> <p style="text-align: center;">Science Test Book General Information</p> <ul style="list-style-type: none"> Your science test will consist of two books: Phenomena Book and Test Book. Read the information in the phenomena book to help you answer questions in the test book. Your test book contains different sections. Section pages look like this: <div style="border: 1px solid black; padding: 10px; width: fit-content; margin: 10px auto;"> <p style="text-align: center;">Section 1</p> <p style="text-align: center;">You will be told when to begin this section.</p> </div> You can write notes in your test book or on scratch paper, but you must answer each question in the test book. You may use a handheld calculator for some questions. Your test book will include multiple choice, constructed response, multiple response, and fill-in-the-blank questions. </div> <p style="text-align: center;">Sample shown: <i>Science Test Book General Information</i></p>	<p style="text-align: center;">Segment 1</p> <p>You will be told when to begin this segment. You MAY NOT use a calculator for this segment.</p> <div style="text-align: center;"></div>	<p style="text-align: center;">Segment 2</p> <p>You will be told when to begin this segment. You MAY use a calculator for this segment.</p> <div style="text-align: center;"></div>			Allowed	Not Allowed
<p style="text-align: center;">Segment 1</p> <p>You will be told when to begin this segment. You MAY NOT use a calculator for this segment.</p> <div style="text-align: center;"></div>	<p style="text-align: center;">Segment 2</p> <p>You will be told when to begin this segment. You MAY use a calculator for this segment.</p> <div style="text-align: center;"></div>						
							
Allowed	Not Allowed						

Information

Sample Questions and Practice Pages – Mathematics and Reading SRTs

Each subject section of the mathematics and reading paper SRTs contains sample and practice question pages. These pages give students the opportunity to view sample test questions and practice answering each type of question they may encounter on the test.


Mathematics paper MCAs contain various types of questions that require students to input answers differently. The purpose of the sample and practice questions is to show students how to correctly mark their answers for each type of question within a test book, not to practice getting the “right” answer. At the top of each sample question and practice page, an explanation is provided to help guide students on how to correctly indicate an answer.

Educators may practice each question type with students by reviewing the sample question first, having students practice independently, and then reviewing the students’ approaches together, practicing again if needed.

Note: The answers to all practice questions are provided at the top of the page. This ensures that students are able to focus on practicing marking their answer rather than on identifying the correct answer.

For additional tips on using sample questions with students, refer to the *Appendix: Tips for Sample Questions* section of this document.

Sample Image



Sample Question Answered in Test Book:
Please write your answer in the space below the question. You may use the digits 0-9 and the symbols slash for a fraction bar (/) and a decimal (.). If your answer is a mixed number, you must change it to an improper fraction or a decimal.

What is the sum of $3\frac{1}{2}$ and 4.25?


$3\frac{1}{2} + 4.25$
 $3\frac{1}{2} + 4\frac{1}{4}$
 $3\frac{2}{4} + 4\frac{1}{4} = 7\frac{3}{4}$
 $7\frac{3}{4} = \frac{31}{4}$

Practice
Practice answering this question in the space provided by converting the answer $10\frac{7}{8}$ to an improper fraction or a decimal. The improper fraction is $87/8$, and the decimal is 12.875.

Please write your answer in the space below the question. You may use the digits 0-9 and the symbols slash for a fraction bar (/) and a decimal (.). If your answer is a mixed number, you must change it to an improper fraction or a decimal.

4. Add $6\frac{1}{2}$ and $4\frac{3}{4}$.

Sample shown: Grades 5–6 Mathematics 12-point Paper SRT, pages 11–12



Sample Question Answered in Test Book:
Who is the narrator of this story?

A. Dawn
 B. A person outside the story
 C. Jason
 D. The tour guide in the story

Practice
Practice answering this multiple-choice question by circling option C.

Out of the Dark
written for the Minnesota Department of Education

1. Jason tried to force a smile as his classmates lined up to enter the cave. "This will be great," he whispered to Dawn, his best friend, who was standing in front of him. Jason wiped his sweaty palms on his pants and swallowed hard. The rest of his classmates were laughing and talking excitedly to one another. Jason hoped that no one would discover how he really felt about this field trip.

2. Dawn inched closer to Jason and turned to face him. "What did you say?"

3. "I said, 'This will be so great,'" he replied. "Don't you think so?"

4. "Well, maybe," Dawn replied, sounding a bit unsure of herself. She swung away from him then and looked past the tour guide, who was standing at the cave entrance. Her eyes darted back and forth, searching the ceiling of the cave.

1. In paragraph 1, why does the author write that "Jason wiped his sweaty palms on his pants and swallowed hard"?

A. To show Jason is excited about the field trip
 B. To show Jason is bored during the field trip
 C. To show Jason is nervous about the field trip
 D. To show Jason is calm during the field trip

Sample shown: Grades 3–4 Reading 12-point Paper SRT, pages 9–10

Sample Questions and Practice Pages – All Grades Science SRT


The science SRT consists of two resources: a phenomena book and a test book. The SRT phenomena book contains a sample phenomenon and a practice phenomenon. The SRT test book contains the phenomena’s corresponding sample questions and practice questions. These resources give students the opportunity to view sample phenomena and test questions and practice answering each type of question they may encounter on the test.

Science paper MCAs contain various types of questions that require students to input answers differently. Answers must be recorded in the test book, not in the phenomena book. The purpose of the sample and practice questions is to show students how to correctly mark their answers for each type of question within the test book, not to practice getting the “right” answer. At the top of each sample question and practice page, an explanation is provided to help guide students on how to correctly indicate an answer.

Educators may practice each question type with students by reviewing the sample phenomena and sample question first, having students practice independently, and then reviewing the students’ approaches together, practicing again if needed.

Note: The answers to all practice questions are provided at the top of the page. This ensures that students are able to focus on practicing marking their answer rather than on identifying the correct answer.

For additional tips on using sample questions with students, refer to the *Appendix: Tips for Sample Questions* section of this document.



Pond Ecosystem – Tab A
Review the sample phenomenon presented in Tab A and Tab B. Then review the corresponding sample questions in the SRT test book.

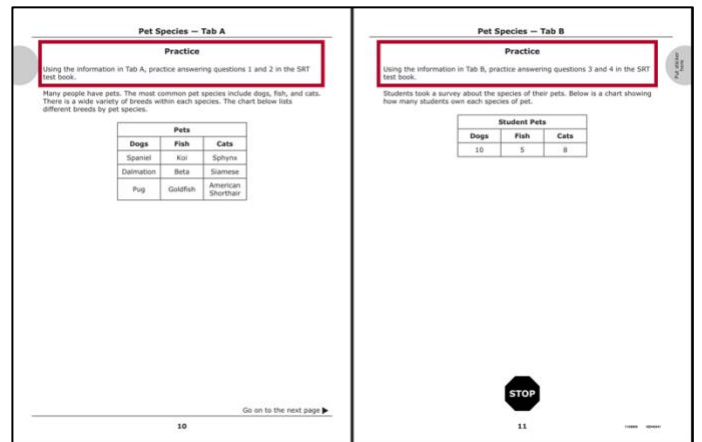
Sample Phenomenon
Tab A
A teacher brings her students to observe a small pond. They notice many kinds of animals, including fish, snails, muskies, leeches, and ducks.

Pond Ecosystem – Tab B
Sample Phenomenon
Tab B
A student saw clouds form over a lake near the pond. Later it rained on the land. The student made this picture of the water cycle.

Water Cycle
Evaporation
Precipitation
Condensation
Transpiration

Go on to the next page ▶

Sample shown: All Grades Science Paper SRT Phenomena Book Sample Phenomenon, pages 6–7



Pet Species – Tab A
Practice
Using the information in Tab A, practice answering questions 1 and 2 in the SRT test book.
Many people have pets. The most common pet species include dogs, fish, and cats. There is a wide variety of breeds within each species. The chart below lists different breeds by pet species.

Pets		
Dogs	Fish	Cats
Spaniel	Koi	Sphynx
Dalmatian	Betta	Siamese
Pug	Goldfish	American Shorthair

Go on to the next page ▶

10

Pet Species – Tab B
Practice
Using the information in Tab B, practice answering questions 3 and 4 in the SRT test book.
Students took a survey about the species of their pets. Below is a chart showing how many students own each species of pet.


Student Pets		
Dogs	Fish	Cats
10	5	8

STOP

Go on to the next page ▶

11

Sample shown: All Grades Science Paper SRT Phenomena Book Practice Phenomenon, pages 10–11



Science All Grades SRT

Sample Questions: Pond Ecosystem
Use the information in the SRT phenomena book to review the following sample questions.

Go on to the next page ▶

4

Pond Ecosystem
For multiple-choice questions, circle the answer in your test book. The sample below shows you how to do this.

Sample Question
Based on the information in Tab A, which organisms from the pond ecosystem have shells?
A. Fish
B. Snails
C. Leeches
D. Ducks

Go on to the next page ▶

5

Sample shown: All Grades Science Paper SRT Test Book Sample Question, pages 4–5

Science	All Grades SRT	Pet Species
<p style="text-align: center;">Practice Questions: Pet Species</p> <p style="text-align: center;">Use the information in the SRT phenomena book to practice answering the following questions.</p> <p style="text-align: right;">Go on to the next page ►</p> <p style="text-align: center;">10</p>		<p style="text-align: center;">Practice</p> <p>Using Tab A of the SRT phenomena book, practice answering this multiple response question by marking the boxes next to Sphynx, Siamese, and American Shorthair.</p> <p>1. Based on the information in Tab A, which breeds belong to the cat species?</p> <p>Select 3 kinds of breeds that belong to the cat species.</p> <ul style="list-style-type: none"><input type="checkbox"/> Sphynx<input type="checkbox"/> Beta<input type="checkbox"/> Siamese<input type="checkbox"/> Dalmation<input type="checkbox"/> American Shorthair <p style="text-align: right;">Go on to the next page ►</p> <p style="text-align: center;">11</p>

Sample shown: All Grades Science Paper SRT
Test Book Practice Question, pages 10–11

Setting Up the Paper SRTs for Success

The paper SRTs prepare students for testing by familiarizing them with the look and feel of a paper MCA, the types of questions on the test, and how to indicate answers to questions. Ultimately, the goal of the SRTs is to ensure that students feel comfortable and confident taking the test on testing day and know how to indicate responses.

The paper SRTs are:	The paper SRTs are not:
<ul style="list-style-type: none"> • Tools to help educators and students become familiar with the test format and how to indicate answers. • Resources for educators to use in a way that best suits their students' needs and instructional goals. 	<ul style="list-style-type: none"> • High-stakes assessments. • Practice or sample tests (The SRTs focus on format rather than on test content).

Appendix: Tips for Sample Questions

Best practice for using the paper SRTs with students is at the discretion of the educator and should be tailored to student needs. For example, some educators may choose to practice all subjects with a student in a given day while others may focus on only one subject per day.

The following pages provide additional information on how to best utilize the content within the *Sample Question Answered in Test Book* and *Practice* pages.

Grades 3–4 Mathematics and Reading Paper SRT

The 3–4 grade-level grouping consists of mathematics and reading sections. The following tables include important information about sample questions and their corresponding practice pages. It is recommended to have the Grades 3–4 Paper SRT available when reviewing this section. Note: Page numbers may vary depending on the font size (12, 18, 24) of the paper SRT being used, as indicated in parentheses in the left column.

Mathematics

Page Numbers	Sample Question Answered in Test Book	Practice
5–7 (12, 18, & 24)	Shows a multiple choice question. Educators and students should focus on marking the answer by circling an option.	Educators should allow students to practice circling option B on page 6 and option C on page 7. <p>Tips:</p> <ul style="list-style-type: none"> • Students may circle the letter, the text, or both the letter and text of the option. • Students should not circle multiple options.



Page Numbers	Sample Question Answered in Test Book	Practice
9–10 (12 & 18) 9–12 (24)	Shows a passage and a multiple choice question. Educators and students should focus on the format of the passage (including the instructions in the text box at the top of the passage) and on marking the answer by circling an option.	<p>Educators should allow students to read the passage and practice circling option C.</p> <p>Tips:</p> <ul style="list-style-type: none"> • Students may circle the letter, the text, or both the letter and text of option. • Students should not circle multiple options.

Grades 5–6 Mathematics and Reading Paper SRT

The 5–6 grade-level grouping consists of mathematics and reading sections. The following tables include important information about sample questions and their corresponding practice pages. It is recommended to have the Grades 5–6 Paper SRT available when reviewing this section. Note: Page numbers may vary depending on the font size (12, 18, 24) of the paper SRT being used, as indicated in parentheses in the left column.

Mathematics

Page Numbers	Sample Question Answered in Test Book	Practice
5–7 (12, 18, & 24)	Shows a multiple choice question. Educators and students should focus on marking the answer by circling an option.	<p>Educators should allow students to practice circling option B on page 6 and option C on page 7.</p> <p>Tips:</p> <ul style="list-style-type: none"> • Students may circle the letter, the text, or both the letter and text of the option. • Students should not circle multiple options.
8 (12, 18, & 24)	Shows a fill-in-the-blank question. Educators and students should focus on the importance of using only symbols that are allowed when writing an answer. (Note: When entering student responses into the online data entry form for the MCA, the fill-in-the-blank box will not allow a space or comma to be entered.)	N/A
9–10 (12, 18, & 24)	Shows a fill-in-the-blank question with an answer that is a decimal number. Educators and students should focus on the question’s bolded instructions, which indicate that a decimal number is one of the accepted formats for this type of question.	<p>Educators should allow students to practice writing 0.3 in the space provided.</p> <p>Tip: Students can read the bolded instructions again independently in order to better understand the importance of using only allowable symbols in their answer.</p>



Page Numbers	Sample Question Answered in Test Book	Practice
11–12 (12, 18, & 24)	Shows a fill-in-the-blank question with a mixed-number answer that is changed into an improper fraction. Educators and students should focus on the question’s bolded instructions, which indicate that a mixed number must be converted into an improper fraction or a decimal because a mixed number is not one of the of the accepted formats for this type of question. (Note: When entering student responses into the online data entry form for the MCA, the fill-in-the-blank box will not allow a space or comma to be entered.) Note: 7.75 is also an acceptable answer.	Educators should allow students to practice converting the mixed-number answer and writing $87/8$ or 10.875 in the space provided. Tips: <ul style="list-style-type: none"> • Students may read the bolded instructions again independently in order to better understand the importance of changing a mixed number into an improper fraction or a decimal and to better understand the importance of using only allowable symbols in their answer. • Students should not use a horizontal fraction bar when inputting the answer.

Reading

Page Numbers	Sample Question Answered in Test Book	Practice
14–15 (12 & 18) 14–17 (24)	Shows a passage and a multiple choice question. Educators and students should focus on the format of the passage (including the instructions in the text box at the top of the passage) and on marking the answer by circling an option.	Educators should allow students to read the passage and practice circling option C. Tips: <ul style="list-style-type: none"> • Students may circle the letter, the text, or both the letter and text of the option. • Students should not circle multiple options.

Grades 7–8 Mathematics and Reading Paper SRT

The 7–8 grade-level grouping consists of mathematics and reading sections. The following tables include important information about sample questions and their corresponding practice pages. It is recommended to have the Grades 7–8 Paper SRT available when reviewing this section. Note: Page numbers may vary depending on the font size (12, 18, 24) of the paper SRT being used, as indicated in parentheses in the left column.

Mathematics

Page Numbers	Sample Question Answered in Test Book	Practice
5–7 (12, 18, & 24)	Shows a multiple choice question. Educators and students should focus on marking the answer by circling an option.	<p>Educators should allow students to practice circling option C on page 6 and option C on page 7.</p> <p>Tips:</p> <ul style="list-style-type: none"> • Students may circle the letter, the text, or both the letter and text of the option. • Students should not circle multiple options.
8 (12, 18, & 24)	Shows a fill-in-the-blank question. Educators and students should focus on the importance of using only symbols that are allowed when writing an answer. (Note: When entering student responses into the online data entry form for the MCA, the fill-in-the-blank box will not allow a space or comma to be entered.)	N/A
9–10 (12, 18, & 24)	Shows a fill-in-the-blank question with an answer that is a negative decimal number. Educators and students should focus on the question’s bolded instructions, which indicate that a negative and/or decimal number is one of the accepted formats for this type of question.	<p>Educators should allow students to practice writing -0.32 in the space provided.</p> <p>Tips:</p> <ul style="list-style-type: none"> • Students can read the bolded instructions again independently in order to better understand the importance of using only allowable symbols in their answer. • Students should practice clearly writing a negative sign in front of a decimal number.



Page Numbers	Sample Question Answered in Test Book	Practice
11–12 (12 & 18) 11–13 (24)	<p>Shows a fill-in-the-blank question with a mixed-number answer that is changed into an improper fraction. Educators and students should focus on the question’s bolded instructions, which indicate that a mixed number must be converted into an improper fraction or a decimal because a mixed number is not one of the of the accepted formats for this type of question. (Note: When entering student responses into the online data entry form for the MCA, the fill-in-the-blank box will not allow a space or comma to be entered.)</p> <p>Note: 1.125 is also an acceptable answer.</p>	<p>Educators should allow students to practice converting the mixed-number answer and writing $3\frac{25}{4}$ or 81.25 in the space provided.</p> <p>Tips:</p> <ul style="list-style-type: none">• Students may read the bolded instructions again independently in order to better understand the importance of changing a mixed number into an improper fraction or a decimal and to better understand the importance of using only allowable symbols in their answer.• Students should not use a horizontal fraction bar when inputting the answer.

Reading

Page Numbers	Sample Question Answered in Test Book	Practice
14–15 (12 & 18) 15–17 (24)	<p>Shows a passage and a multiple choice question. Educators and students should focus on the format of the passage (including the instructions in the text box at the top of the passage) and on marking the answer by circling an option.</p>	<p>Educators should allow students to read the passage and practice circling option C.</p> <p>Tips:</p> <ul style="list-style-type: none">• Students may circle the letter, the text, or both the letter and text of the option.• Students should not circle multiple options.



Grade 10 Reading Paper SRT

The grade 10 resource consists only of a reading section for grade 10 students. This resource includes multiple choice questions only. The following table includes important information about sample questions and their corresponding practice pages. It is recommended to have the Grade 10 Reading Paper SRT available when reviewing this section. Note: Page numbers may vary depending on the font size (12, 18, 24) of the paper SRT being used, as indicated in parentheses in the left column.

Page Numbers	Sample Question Answered in Test Book	Practice
5-6 (12 & 18) 5-8 (24)	Shows a passage and a multiple choice question. Educators and students should focus on the format of the passage (including the instructions in the text box at the top of the passage) and on marking the answer by circling an option.	Educators should allow students to read the passage and practice circling option C. Tips: <ul style="list-style-type: none">• Students may circle the letter, the text, or both the letter and text of the option.• Students should not circle multiple options.



Grade 11 Mathematics Paper SRT

The grade 11 resource consists only of a mathematics section for grade 11 students. The following table includes important information about sample questions and their corresponding practice pages. It is recommended to have the Grade 11 Mathematics Paper SRT available when reviewing this section. Note: Page numbers may vary depending on the font size (12, 18, 24) of the paper SRT being used, as indicated in parentheses in the left column.

Page Numbers	Sample Question Answered in Test Book	Practice
5–7 (12, 18, & 24)	Shows a multiple choice question. Educators and students should focus on marking the answer by circling an option.	Educators should allow students to practice circling option C on page 6 and option C on page 7. Tips: <ul style="list-style-type: none">• Students may circle the letter, the text, or both the letter and text of the option.• Students should not circle multiple options.
8 (12 & 18) 8–9 (24)	Shows a fill-in-the-blank question. Educators and students should focus on the importance of using only symbols that are allowed when writing an answer. (Note: When entering student responses into the online data entry form for the MCA, the fill-in-the-blank box will not allow a space or comma to be entered.)	N/A
9–10 (12 & 18) 10–11 (24)	Shows a fill-in-the-blank question with an answer that is a decimal number. Educators and students should focus on the question’s bolded instructions, which indicate that a negative and/or decimal number is one of the accepted formats for this type of question. Note: The improper fraction $-21/20$ is also an acceptable answer.	Educators should allow students to practice writing -39.4 in the space provided. Tips: <ul style="list-style-type: none">• Students may read the bolded instructions again independently in order to better understand the importance of using only allowable symbols in their answer.• Students should practice clearly writing a negative sign in front of a decimal number.• The educator should note that the improper fraction $-197/5$ is also an acceptable answer.



Page Numbers	Sample Question Answered in Test Book	Practice
11-12 (12 & 18) 12-14 (24)	<p>Shows a fill-in-the-blank question with a mixed-number answer that is changed into an improper fraction. Educators and students should focus on the question's bolded instructions, which indicate that a mixed number must be converted into an improper fraction or a decimal because a mixed number is not one of the of the accepted formats for this type of question. (Note: When entering student responses into the online data entry form for the MCA, the fill-in-the-blank box will not allow a space or comma to be entered.)</p> <p>Note: 3.25 is also an acceptable answer.</p>	<p>Educators should allow students to practice converting the mixed-number answer and writing $\frac{3}{2}$ or 1.5 in the space provided.</p> <p>Tips:</p> <ul style="list-style-type: none">• Students may read the bolded instructions again independently in order to better understand the importance of changing a mixed number into an improper fraction or a decimal and to better understand the importance of using only allowable symbols in their answer.• Students should not use a horizontal fraction bar when inputting the answer.

All Grades Science Paper SRT

The all grades science resource consists only of science materials (phenomena book and test book) for students in grades 5, 8, and high school. The following tables include important information about sample phenomena and questions and their corresponding practice pages. It is recommended to have the All Grades Science Paper SRT resources available when reviewing this section. Note: Information about 18-point font paper SRT materials will be coming soon. The tables below will be updated with page number details once this resource is posted.

Sample Phenomenon and Sample Questions

Note: The sample phenomenon consists of two tabs: Tab A (page 6) and Tab B (page 7).

Sample Question Page Numbers	Sample Questions
5 (12)	Shows a multiple choice question and references Tab A of the sample phenomenon. Educators and students should focus on reviewing Tab A in the phenomena book and marking the answer in the test book by circling an option.
6 (12)	Shows a constructed response question and references Tab B of the sample phenomenon. Educators and students should focus on reviewing Tab B in the phenomena book and writing an answer in the test book using the lines provided.
7 (12)	Shows a multiple response question and references Tab A of the sample phenomenon. Educators and students should focus on reviewing Tab A in the phenomena book and indicating the answer in the test book by marking the correct number of boxes.
8 (12)	Shows a fill-in-the-blank question and references Tab B of the sample phenomenon. Educators and students should focus on reviewing Tab B in the phenomena book and writing the answer in the test book within the provided box. (Note: When entering student responses into the online data entry form for the MCA, the fill-in-the-blank box will not allow a space or comma to be entered.)

Practice Phenomenon and Practice Questions

Note: The practice phenomenon consists of two tabs: Tab A (page 10) and Tab B (page 11).

Practice Question Page Numbers	Practice Questions
11 (12)	<p>Educators should allow students to practice referencing Tab A of the practice phenomenon to answer this multiple response question. Students should practice marking the boxes next to Sphynx, Siamese, and American Shorthair to answer the question within the test book.</p> <p>Tips:</p> <ul style="list-style-type: none"> • Students should carefully read the bolded instructions in the question to understand how many options to select. • Students may mark the boxes with an "X," a check mark, or any other clearly-indicated symbol.



Practice Question Page Numbers	Practice Questions
12-13 (12)	<p>Educators should allow students to practice referencing Tab A and Tab B of the practice phenomenon to answer this constructed response question. Students should practice writing their answers on the lines provided within the test book.</p> <p>Tips:</p> <ul style="list-style-type: none">• Students should practice writing legibly and only on the lines provided in the test book.• Students should know that they will be assessed on their content knowledge (not spelling, grammar, sentence mechanics, and format) on the test.
14 (12)	<p>Educators should allow students to practice referencing Tab B of the practice phenomenon to answer this multiple choice question. Students should practice circling option A to answer the question within the test book.</p> <p>Tips:</p> <ul style="list-style-type: none">• Students may circle the letter, the text, or both the letter and text of the option.• Students should not circle multiple options.
14 (12)	<p>Educators should allow students to practice referencing Tab B of the practice phenomenon to answer this fill-in-the-blank question. Students should practice writing 3 in the box provided to answer the question within the test book.</p> <p>Tips:</p> <ul style="list-style-type: none">• Students should practice writing legibly within the box.• Students should know that only up to 5 digits can be entered in the box and that responses should be written without a comma as commas are not allowed during data entry, which is completed by designated staff during the testing window.