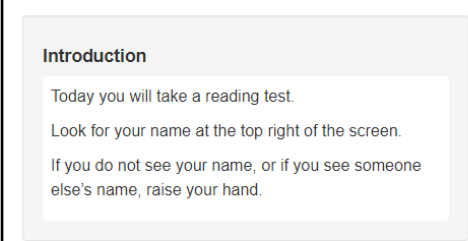



Overview of Student Directions

This document outlines the directions in the first section of each student's test. The text in this document reflects exactly what students will see when taking the MCA in person. Students review these directions after they sign in and before they begin each test. Text-to-speech is available for the directions in all subjects. If students need any of these directions repeated during testing, a transcript is included for Test Monitors in the *Testing Directions: Online*.

Students can navigate between different student directions pages as needed. For reading and mathematics, once students navigate past the student directions, they cannot go back to them. For science, the student directions are embedded in the first section so students can go back to them throughout the first section as needed.

Note: In this document, screenshots are only shown for each subject if the information on the screen differs; for the majority, the only difference is the content of the sample item reflected.

Screen Text	Sample Screenshot
<p>Introduction</p> <p>Today you will take a [reading/math/science] test.</p> <p>Look for your name at the top right of the screen.</p> <p>If you do not see your name, or if you see someone else's name, raise your hand.</p>	<p>Example: Reading MCA</p> <div>   </div>

Calculators [Mathematics and Science MCA only]

[For mathematics grades 3–8]

Your test will have an online calculator available when a calculator may be used.

Handheld calculators are NOT allowed.

[For mathematics grade 11] Your test has an online calculator available.

You may also use a handheld calculator.

[For science] Your test will have an online calculator available when a calculator may be used.

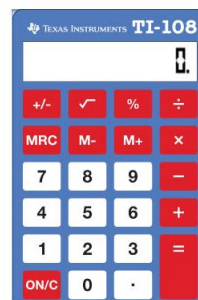
You may also use a handheld calculator.

Mathematics MCA Grades 3–5

Calculators

Your test will have an online calculator available when a calculator may be used.

Handheld calculators are NOT allowed.



Mathematics MCA Grades 6 and 7

Calculators

Your test will have an online calculator available when a calculator may be used.

Handheld calculators are NOT allowed.






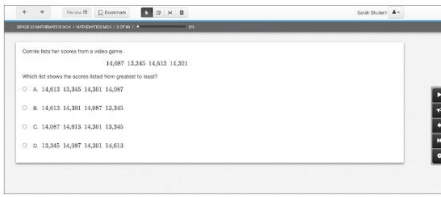
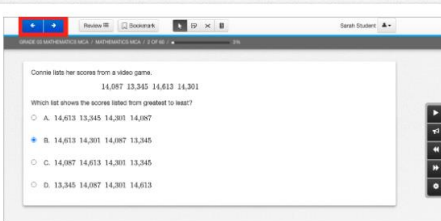
Mathematics MCA Grade 8

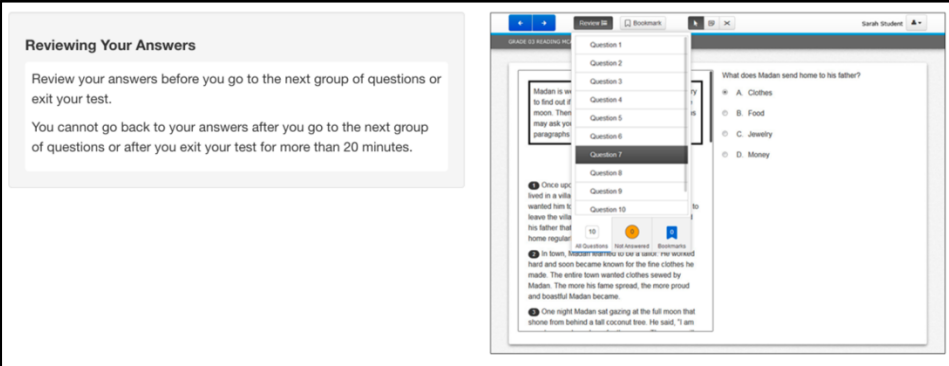
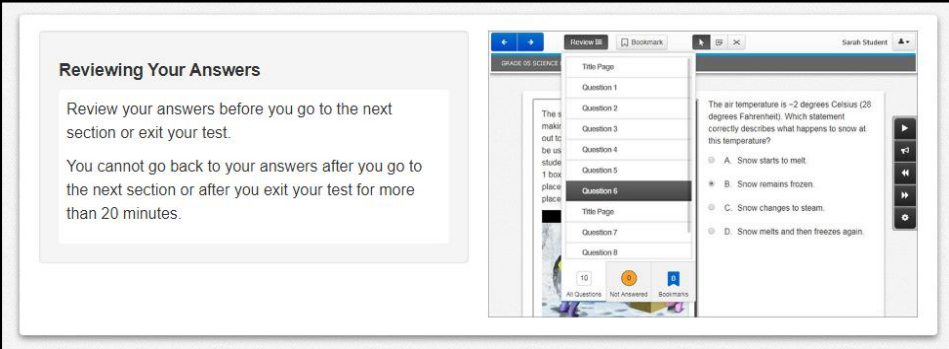

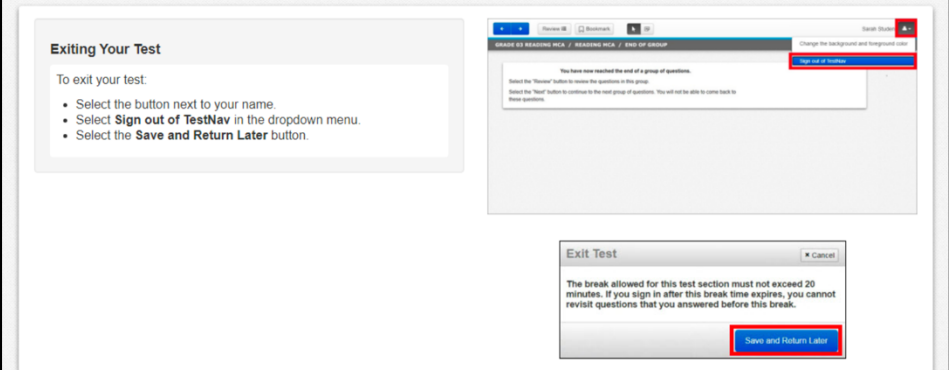
Calculators

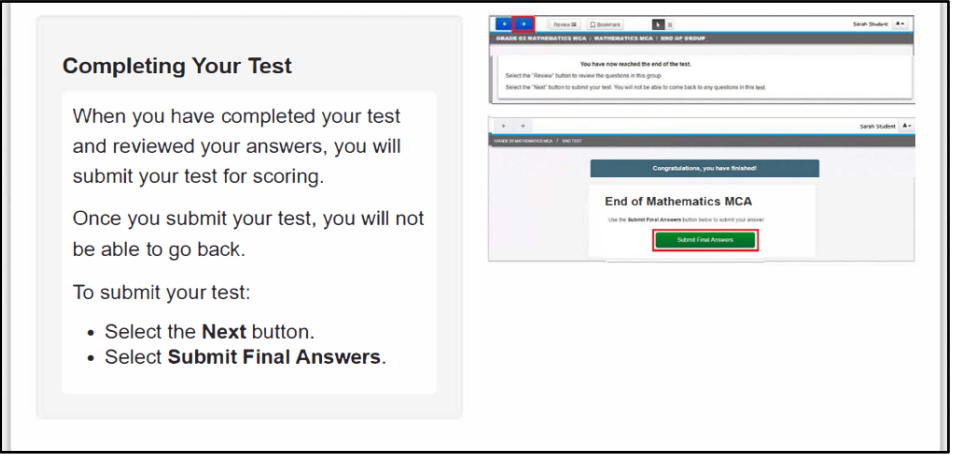
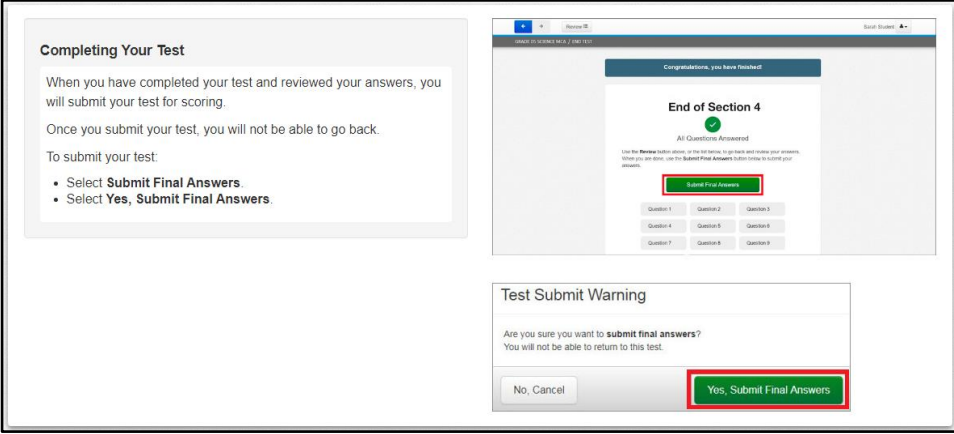

Your test will have an online calculator available when a calculator may be used.


Handheld calculators are NOT allowed.



Screen Text	Sample Screenshot
	<p>Mathematics MCA Grade 11</p> <div data-bbox="565 289 1507 865"> <div data-bbox="581 304 1088 457"> <p>Calculators</p> <p>Your test has an online calculator available.</p> <p>You may also use a handheld calculator.</p> </div> <div data-bbox="1250 294 1490 856">  </div> </div> <p>Science MCA</p> <div data-bbox="565 934 1507 1276"> <div data-bbox="581 949 1031 1108"> <p>Calculators</p> <p>Your test will have an online calculator available when a calculator may be used.</p> <p>You may also use a handheld calculator.</p> </div> <div data-bbox="1172 955 1377 1255">  </div> </div>
<p>Answering Questions</p> <p>For each question, choose the answer or answers you think are best.</p> <p>You can use your scratch paper to help you answer the questions.</p>	<p>Example: Mathematics MCA</p> <div data-bbox="565 1360 1507 1591"> <div data-bbox="581 1375 1031 1516"> <p>Answering Questions</p> <p>For each question, choose the answer or answers you think are best.</p> <p>You can use your scratch paper to help you answer the questions.</p> </div> <div data-bbox="1052 1375 1490 1570">  </div> </div>
<p>Moving Between Questions</p> <p>You must answer each question before you can go to the next question or back to a different question.</p>	<p>Example: Mathematics MCA</p> <div data-bbox="565 1675 1507 1906"> <div data-bbox="581 1690 1031 1816"> <p>Moving Between Questions</p> <p>You must answer each question before you can go to the next question or back to a different question.</p> </div> <div data-bbox="1052 1675 1490 1894">  </div> </div>

Screen Text	Sample Screenshot
<p>Reviewing Your Answers</p> <p>[For reading and mathematics] Review your answers before you go to the next group of questions or exit your test.</p> <p>You cannot go back to your answers after you go to the next group of questions or after you exit your test for more than 20 minutes.</p> <p>[For science] Review your answers before you go to the next section or exit your test.</p> <p>You cannot go back to your answers after you go to the next section or after you exit your test for more than 20 minutes.</p>	<p>Example: Reading MCA</p>  <p>Example: Science MCA</p> 
<p>Finishing for the Day</p> <p>Your Test Monitor will tell you when the testing time is almost over so you can finish what you are working on and review your answers.</p>	<p>Finishing for the Day</p> <p>Your Test Monitor will tell you when the testing time is almost over so you can finish what you are working on and review your answers.</p> 
<p>Exiting Your Test</p> <p>To exit your test:</p> <ul style="list-style-type: none"> • Select the button next to your name. • Select Sign out of TestNav in the dropdown menu. • Select the Save and Return Later button. 	<p>Example: Reading MCA</p> 

Screen Text	Sample Screenshot
<p>Completing Your Test</p> <p>When you have completed your test and reviewed your answers, you will submit your test for scoring.</p> <p>Once you submit your test, you will not be able to go back.</p> <p>To submit your test:</p> <p>[For reading and mathematics]</p> <ul style="list-style-type: none"> • Select the Next button. • Select Submit Final Answers. <p>[For science]</p> <ul style="list-style-type: none"> • Select Submit Final Answers. • Select Yes, Submit Final Answers. 	<p>Example: Mathematics MCA</p>  <p>Example: Science MCA</p> 
<p>Turning in Materials</p> <p>Turn in your testing ticket and scratch paper before you leave.</p>	<p>Turning in Materials</p> <p>Turn in your testing ticket and scratch paper before you leave.</p> 

Screen Text	Sample Screenshot
<p>Read these important reminders:</p> <p>On this test, do your own best work to show what you know and can do.</p> <ul style="list-style-type: none"> • Do not accept help finding answers to test questions. • Do not give answers to other students. • Do not tell others what is on the test. • There may be consequences if you do not follow directions or if you behave dishonestly. 	<div data-bbox="568 168 1518 399"> <p>Read these important reminders:</p> <p>On this test, do your own best work to show what you know and can do.</p> <ul style="list-style-type: none"> • Do not accept help finding answers to test questions. • Do not give answers to other students. • Do not tell others what is on the test. • There may be consequences if you do not follow directions or if you behave dishonestly. </div>
<p>Asking Questions and Starting Your Test</p> <p>Your Test Monitor cannot answer questions about test items.</p> <p>If you have other questions about the test, raise your hand now.</p> <p>If you do not have any questions, select the Next button to start your test.</p>	<div data-bbox="568 861 1031 1155"> <p>Asking Questions and Starting Your Test</p> <p>Your Test Monitor cannot answer questions about test items.</p> <p>If you have other questions about the test, raise your hand now.</p> <p>If you do not have any questions, select the Next button to start your test.</p> </div> <div data-bbox="1055 861 1485 1396">  </div>