

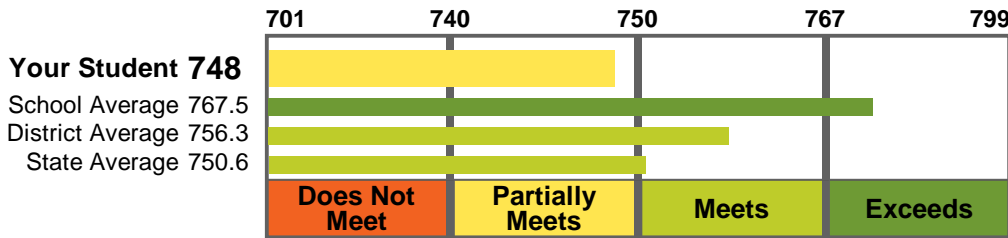


These are your student's results from the Minnesota Comprehensive Assessments taken in the spring of 2018.

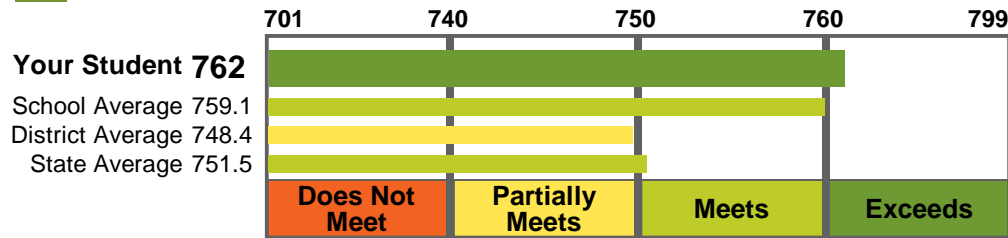
|   | STANDARDS  | STATE PERCENTILE RANK  | GROWTH   |
|---|--|--|--|
| <p><b>READING</b></p>  <p><b>Partially Meets</b></p> | <p>Firstname's score shows performance <b>slightly below</b> grade 7 standards</p> | <p>Firstname scored higher than <b>47%</b> of Minnesota grade 7 students</p> | <p>Firstname's score shows <b>average growth</b> compared to last year's performance</p> |
| <p><b>MATHEMATICS</b></p>  <p><b>Exceeds</b></p>     | <p>Firstname's score shows performance <b>above</b> grade 7 standards</p>          | <p>Firstname scored higher than <b>86%</b> of Minnesota grade 7 students</p> | <p>Firstname's score shows <b>high growth</b> compared to last year's performance</p>    |

 **READING: FIRSTNAME'S OVERALL MCA-III RESULTS**



**Performance Level Description:**  
Students at the **Partially Meets the Standards** level demonstrate skills of the Minnesota Academic Standards with limited consistency and accuracy, and they interact best with texts of basic to grade-level complexity.

 **MATHEMATICS: FIRSTNAME'S OVERALL MCA-III RESULTS**



**Performance Level Description:**  
Students at the **Exceeds the Standards** level exceed the mathematics skills of the Minnesota Academic Standards.

## Performance within Subjects

Your student's score is compared to the state expectations for each subject and content area tested. Performance in content areas within a subject is reported as Below Expectations, At or Near Expectations, or Above Expectations.



= Below Expectations



= At or Near Expectations



= Above Expectations



### READING: Performance Details

| READING AREA               | DESCRIPTION  | PERFORMANCE             |
|----------------------------|--|-------------------------|
| <b>Literature:</b>         | Use strategies to analyze, interpret, and evaluate fiction (such as short stories, fables, poetry, and drama).                   | Below Expectations      |
| <b>Informational Text:</b> | Use strategies to analyze, interpret, and evaluate nonfiction (such as expository and persuasive text, and literary nonfiction). | At or Near Expectations |

Reading *Learning Locator*<sup>TM(\*)</sup>

645751

Predicted Lexile<sup>®(\*\*)</sup> measure: **835L** and range: **735L - 940L**



### MATHEMATICS: Performance Details

| MATHEMATICS AREA                      | DESCRIPTION   | PERFORMANCE             |
|---------------------------------------|---|-------------------------|
| <b>Number and Operation:</b>          | May include understanding meanings of numbers and operations; computing fluently and making reasonable estimates.   | At or Near Expectations |
| <b>Algebra:</b>                       | Demonstrate understanding of models to understand, represent and analyze patterns, relations, and functions.        | Above Expectations      |
| <b>Geometry and Measurement:</b>      | May include analyzing properties of geometric shapes; understanding the units, systems, and process of measurement. | Above Expectations      |
| <b>Data Analysis and Probability:</b> | May include organizing and displaying data questions; understanding and applying basic concepts of probability.     | Above Expectations      |

Mathematics *Learning Locator*<sup>TM(\*)</sup>

426843

Predicted Quantile<sup>®(\*\*\*)</sup> measure: **1275Q** and range: **1225Q - 1325Q**

### PARENT AND STUDENT RESOURCES

\* Use the *Learning Locator*<sup>TM</sup> code(s) provided for each subject to select resources mapped specifically to your student's test results. At [mn.pearsonperspective.com/perspective](http://mn.pearsonperspective.com/perspective), use the online learning resources provided to guide your student's learning; return as often as you like and be an active participant in your student's educational progress.

\*\* The Lexile<sup>®</sup> Framework is a system that helps match readers with literature appropriate for their reading skills. When reading a book within the predicted Lexile range, the reader should comprehend enough of the text to make sense of it, while still being challenged enough to maintain interest and learn. Please visit [www.lexile.com](http://www.lexile.com) for more information about the Lexile Framework.

\*\*\* The Quantile Framework is a system that helps match students with materials appropriate for their ability in mathematical skills and concepts. Quantile measures represent a student's ability to apply mathematical skills in areas such as numbers and operations, geometry, and measurement. Please visit [www.quantiles.com](http://www.quantiles.com) for more information about the Quantiles Framework.

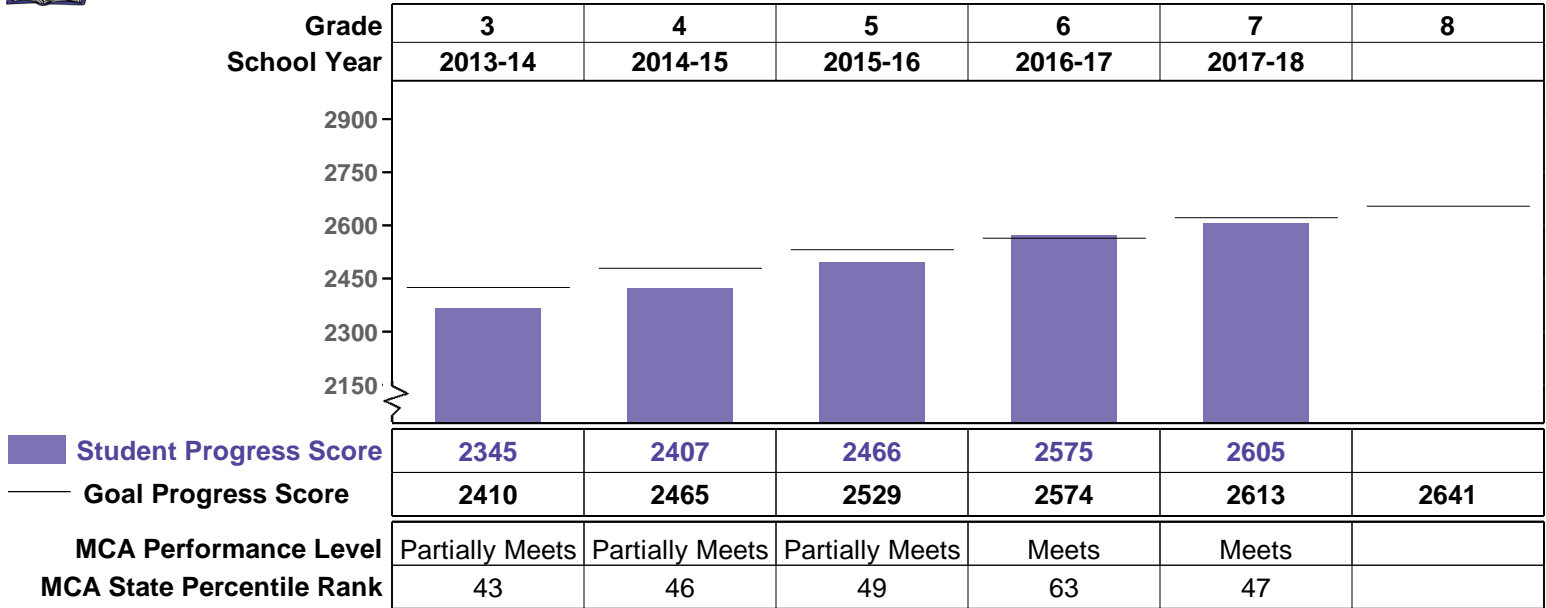
## Performance History and Progress Toward Career and College Readiness

The tables below show your student's **Performance History** on the MCA-III in Reading and Mathematics.

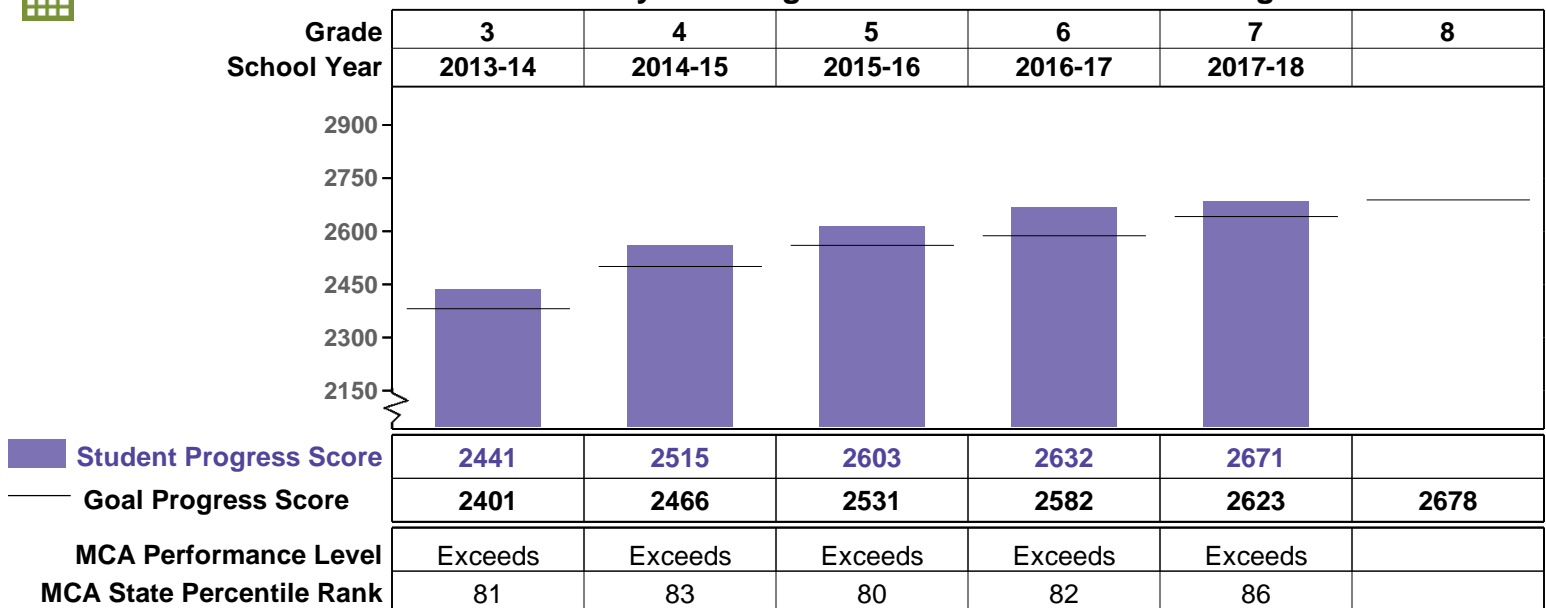
For Reading and Mathematics, the graphs below show each year's **Student Progress Score**, represented with a purple bar. The black lines — represent the **Goal Progress Score** at each grade level.

Student Progress Scores are reported on a consistent across-grade scale that allows meaningful comparisons of your student's performance on the MCA-III from grades 3 to 8. A Goal Progress Score for Career and College Readiness has been identified at each grade. A student whose Progress Score is at or above the Goal Progress Score in their current grade is considered on track to demonstrate career and college readiness in this subject on a college admissions test at the end of Grade 11.

### READING: Performance History and Progress Toward Career and College Readiness



### MATHEMATICS: Performance History and Progress Toward Career and College Readiness



School District  
P.O. Box 1234  
123 First St  
City Name, MN 12345

Optional Parent or Guardian Name  
To the Parent or Guardian of Firstname M. Lastname  
Optional Address Line 1  
Optional Address Line 2  
Optional Address Line 3

### What is this report about?

It provides your student's results on the Minnesota Assessments taken in the spring of 2018 to measure student performance on the Minnesota Academic Standards. It includes your student's overall score and performance level in each subject tested and the average scores for Minnesota students at the school, district, and state levels. Students whose scores fall into the Meets the Standards or Exceeds the Standards performance levels are considered 'Proficient' for accountability purposes.

### Who takes these assessments and why?

The Minnesota Assessments are taken by all public students in grades 3-8 and 11 on mathematics, in grades 3-8 and 10 on reading, and in grades 5, 8, and once in high school on science. This report includes results on the Minnesota Comprehensive Assessments (MCA) which measure student knowledge and skills of the Minnesota Academic Standards.

### What are the assessment results in this report used for?

The results are used for many purposes. The state uses them for school accountability. Schools and teachers use them to evaluate and improve instruction. You can use them to track and understand your student's academic progress.

### Where can I find more information?

Your involvement in your student's education is important. If you have questions about these results, contact your student's school. You can view the Interpretive Guide for Minnesota Assessment Reports' which provides information to help you understand how to read this report and interpret the data. Find it on the MDE website at: [education.state.mn.us](http://education.state.mn.us) > **Students and Families** > **Programs and Initiatives** > **Statewide Testing**. Or you can access the Interpretive Guide by scanning the QR Code (Quick Response Code) to the right with a smartphone, tablet, or other device.



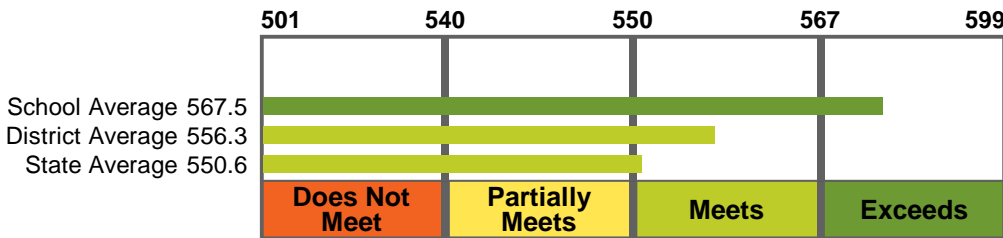
### How can I get this report in a translated language or an alternative format?

Upon request, this Individual Student Report can be made available in a translated language or an alternative format, such as large print, Braille, or audio file. To make a request, contact Statewide Testing at [mde.testing@state.mn.us](mailto:mde.testing@state.mn.us), 651-582-8472, 651-582-8874 (fax). TTY users may call the Minnesota Relay Service at 711.

These are your student's results from the Minnesota Comprehensive Assessments taken in the spring of 2018.

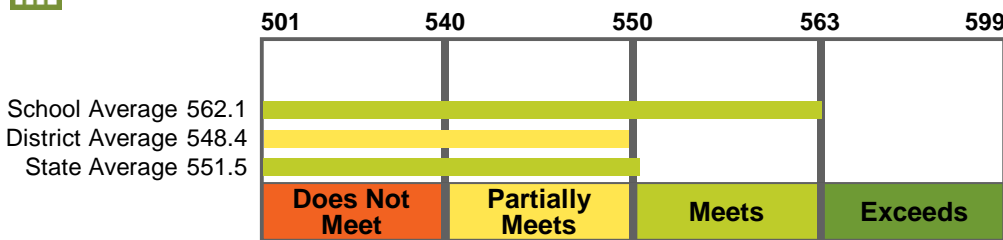
|                                    | STANDARDS   | STATE PERCENTILE RANK   | GROWTH                               |
|------------------------------------|---|---|--------------------------------------|
| <p><b>READING</b></p>              | Firstname was absent during the test                                    |   |                                      |
| <p><b>MATHEMATICS</b></p>          | Firstname was not enrolled during testing                               |   |                                      |
| <p><b>SCIENCE</b></p> <p>Meets</p> | Firstname's score shows performance that <b>meets</b> grade 5 standards | Firstname scored higher than <b>77%</b> of Minnesota grade 5 students | Growth is not calculated for science |

**READING: FIRSTNAME'S OVERALL MCA-III RESULTS**



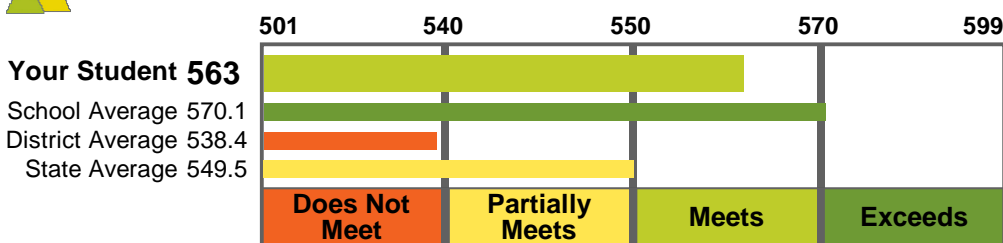
The student was absent during the testing window for this subject. Please contact your student's school for further information.

**MATHEMATICS: FIRSTNAME'S OVERALL MCA-III RESULTS**



Test records indicate the student was not enrolled during the testing window for this subject at the school. Please contact your student's school for further information.

**SCIENCE: FIRSTNAME'S OVERALL MCA-III RESULTS**



**Performance Level Description:**  
Students at the **Meets the Standards** level meet the science skills of the Minnesota Academic Standards.

## Performance within Subjects

Your student's score is compared to the state expectations for each subject and content area tested. Performance in content areas within a subject is reported as Below Expectations, At or Near Expectations, or Above Expectations.



= Below Expectations



= At or Near Expectations



= Above Expectations



### READING: Performance Details

| READING AREA               | DESCRIPTION  | PERFORMANCE            |
|----------------------------|--|------------------------|
| <b>Literature:</b>         | Use strategies to analyze, interpret, and evaluate fiction (such as short stories, fables, poetry, and drama).                   | No Test Data Available |
| <b>Informational Text:</b> | Use strategies to analyze, interpret, and evaluate nonfiction (such as expository and persuasive text, and literary nonfiction). | No Test Data Available |

Reading *Learning Locator*<sup>TM(\*)</sup>

NA

Predicted Lexile<sup>®(\*\*)</sup> measure: NA and range: NA

### MATHEMATICS: Performance Details

| MATHEMATICS AREA                 | DESCRIPTION   | PERFORMANCE            |
|----------------------------------|---|------------------------|
| <b>Number and Operation:</b>     | May include understanding meanings of numbers and operations; computing fluently and making reasonable estimates.   | No Test Data Available |
| <b>Algebra:</b>                  | May include models to understand, represent and analyze patterns, relations, and functions.                         | No Test Data Available |
| <b>Geometry and Measurement:</b> | May include analyzing properties of geometric shapes; understanding the units, systems, and process of measurement. | No Test Data Available |
| <b>Data Analysis:</b>            | May include organizing and displaying data questions; understanding and applying basic concepts of probability.     | No Test Data Available |

Mathematics *Learning Locator*<sup>TM(\*)</sup>

NA

Predicted Quantile<sup>®(\*\*\*)</sup> measure: NA and range: NA

### SCIENCE: Performance Details

| SCIENCE AREA                              | DESCRIPTION   | PERFORMANCE             |
|---|---|-------------------------|
| <b>Nature of Science and Engineering:</b> | May include conducting controlled scientific investigations, constructing explanations based on evidence, and identifying engineering solutions to problems.              | At or Near Expectations |
| <b>Physical Science:</b>                  | May include describing and experimenting with the properties of matter, light, heat, sound, electricity, magnetism, and force and motion.                                 | At or Near Expectations |
| <b>Earth and Space Science:</b>           | May include recognizing positions of the Sun, Earth, and Moon, describing how weathering and erosion shape Earth's surface and how water moves through the water cycle.   | At or Near Expectations |
| <b>Life Science:</b>                      | May include comparing structures and functions of organisms and relationships among organisms, and understanding that individual differences give advantages in survival. | Above Expectations      |

Science *Learning Locator*<sup>TM(\*)</sup>

883472

### PARENT AND STUDENT RESOURCES

\* Use the *Learning Locator*<sup>TM</sup> code(s) provided for each subject to select resources mapped specifically to your student's test results. At [mn.pearsonperspective.com/perspective](http://mn.pearsonperspective.com/perspective), use the online learning resources provided to guide your student's learning; return as often as you like and be an active participant in your student's educational progress.

\*\* The Lexile<sup>®</sup> Framework is a system that helps match readers with literature appropriate for their reading skills. When reading a book within the predicted Lexile range, the reader should comprehend enough of the text to make sense of it, while still being challenged enough to maintain interest and learn. Please visit [www.lexile.com](http://www.lexile.com) for more information about the Lexile Framework.

\*\*\* The Quantile Framework is a system that helps match students with materials appropriate for their ability in mathematical skills and concepts. Quantile measures represent a student's ability to apply mathematical skills in areas such as numbers and operations, geometry, and measurement. Please visit [www.quantiles.com](http://www.quantiles.com) for more information about the Quantiles Framework.

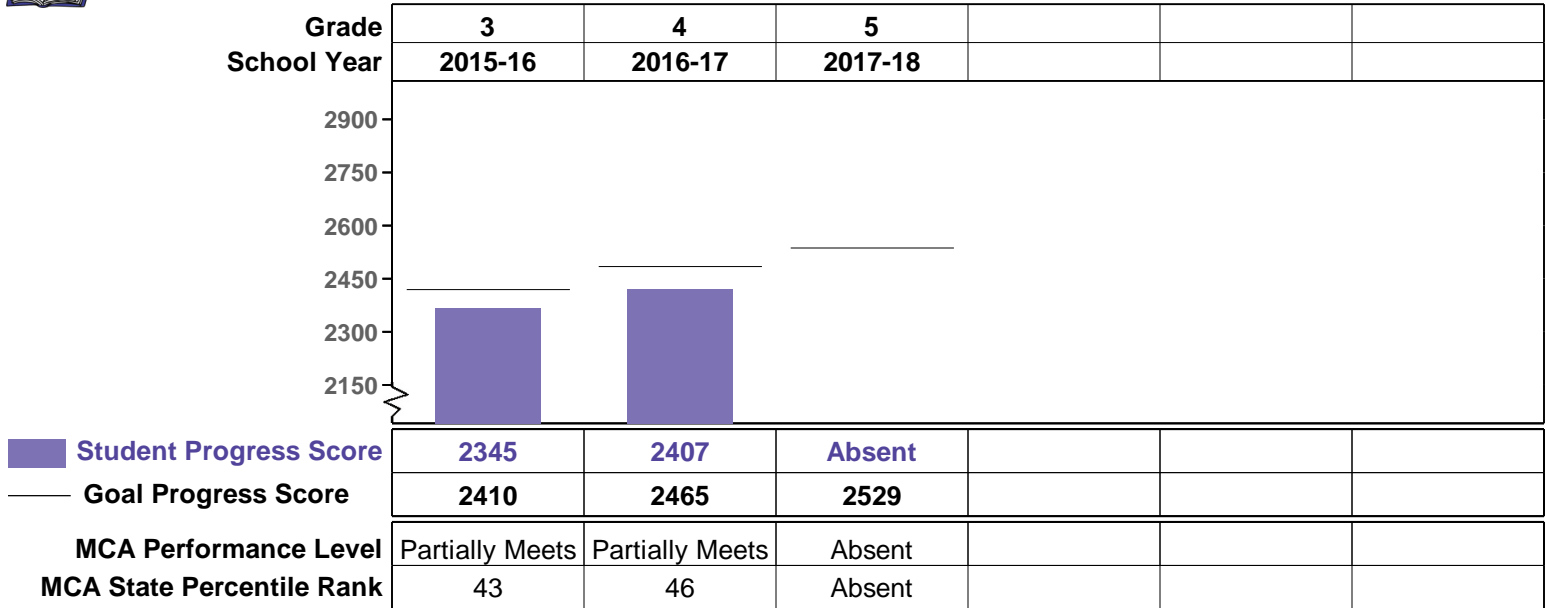
## Performance History and Progress Toward Career and College Readiness

The tables below show your student's **Performance History** on the MCA-III in Reading, Mathematics, and Science.

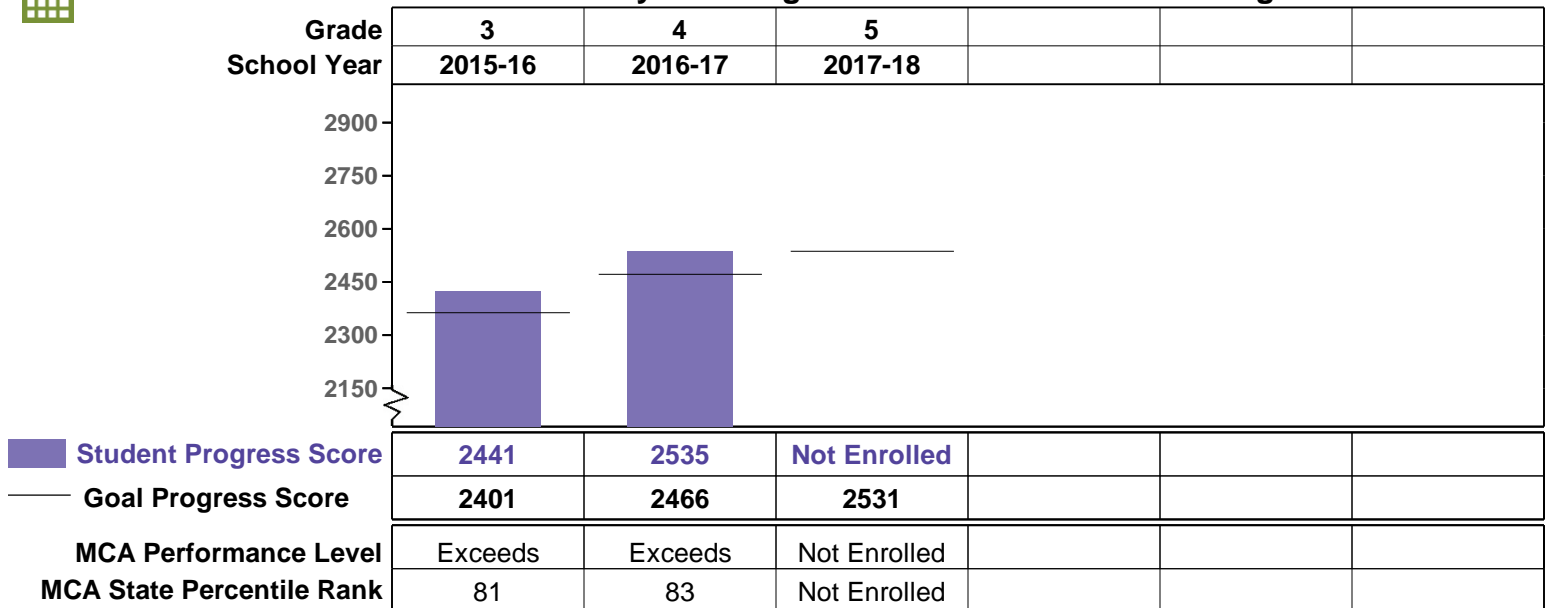
For Reading and Mathematics, the graphs below show each year's **Student Progress Score**, represented with a purple bar. The black lines — represent the **Goal Progress Score** at each grade level.

Student Progress Scores are reported on a consistent across-grade scale that allows meaningful comparisons of your student's performance on the MCA-III from grades 3 to 8. A Goal Progress Score for Career and College Readiness has been identified at each grade. A student whose Progress Score is at or above the Goal Progress Score in their current grade is considered on track to demonstrate career and college readiness in this subject on a college admissions test at the end of Grade 11.

### **READING: Performance History and Progress Toward Career and College Readiness**



### **MATHEMATICS: Performance History and Progress Toward Career and College Readiness**



### **SCIENCE: Performance History**

Science does not have Performance History as grade 5 is the first year an assessment is administered. Progress Scores are not calculated for Science.



School District  
P.O. Box 1234  
123 First St  
City Name, MN 12345

Optional Parent or Guardian Name  
To the Parent or Guardian of Firstname M. Lastname  
Optional Address Line 1  
Optional Address Line 2  
Optional Address Line 3

### What is this report about?

It provides your student's results on the Minnesota Assessments taken in the spring of 2018 to measure student performance on the Minnesota Academic Standards. It includes your student's overall score and performance level in each subject tested and the average scores for Minnesota students at the school, district, and state levels. Students whose scores fall into the Meets the Standards or Exceeds the Standards performance levels are considered 'Proficient' for accountability purposes.

### Who takes these assessments and why?

The Minnesota Assessments are taken by all public students in grades 3-8 and 11 on mathematics, in grades 3-8 and 10 on reading, and in grades 5, 8, and once in high school on science. This report includes results on the Minnesota Comprehensive Assessments (MCA) which measure student knowledge and skills of the Minnesota Academic Standards.

### What are the assessment results in this report used for?

The results are used for many purposes. The state uses them for school accountability. Schools and teachers use them to evaluate and improve instruction. You can use them to track and understand your student's academic progress.

### Where can I find more information?

Your involvement in your student's education is important. If you have questions about these results, contact your student's school. You can view the Interpretive Guide for Minnesota Assessment Reports' which provides information to help you understand how to read this report and interpret the data. Find it on the MDE website at: [education.state.mn.us](http://education.state.mn.us) > **Students and Families** > **Programs and Initiatives** > **Statewide Testing**. Or you can access the Interpretive Guide by scanning the QR Code (Quick Response Code) to the right with a smartphone, tablet, or other device.



### How can I get this report in a translated language or an alternative format?

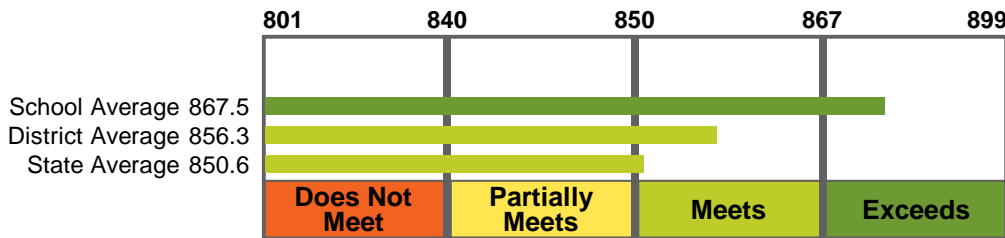
Upon request, this Individual Student Report can be made available in a translated language or an alternative format, such as large print, Braille, or audio file. To make a request, contact Statewide Testing at [mde.testing@state.mn.us](mailto:mde.testing@state.mn.us), 651-582-8472, 651-582-8874 (fax). TTY users may call the Minnesota Relay Service at 711.



These are your student's results from the Minnesota Comprehensive Assessments taken in the spring of 2018.

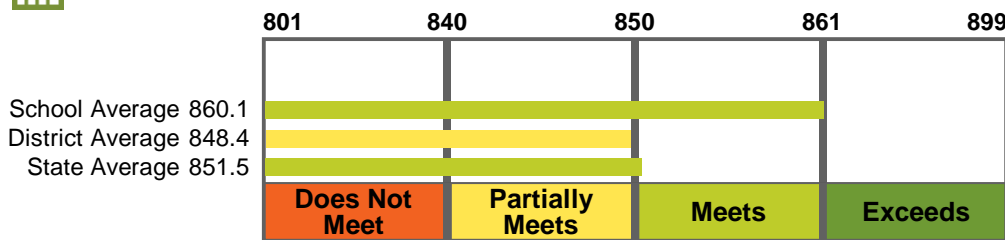
|                                | STANDARDS   | STATE PERCENTILE RANK   | GROWTH                               |
|--------------------------------|---|---|--------------------------------------|
| <b>READING</b><br>             | Firstname's test was invalidated  |   |                                      |
| <b>MATHEMATICS</b><br>         | Firstname was not enrolled during testing                               |   |                                      |
| <b>SCIENCE</b><br><p>Meets</p> | Firstname's score shows performance that <b>meets</b> grade 8 standards | Firstname scored higher than <b>77%</b> of Minnesota grade 8 students | Growth is not calculated for science |

**READING: FIRSTNAME'S OVERALL MCA-III RESULTS**



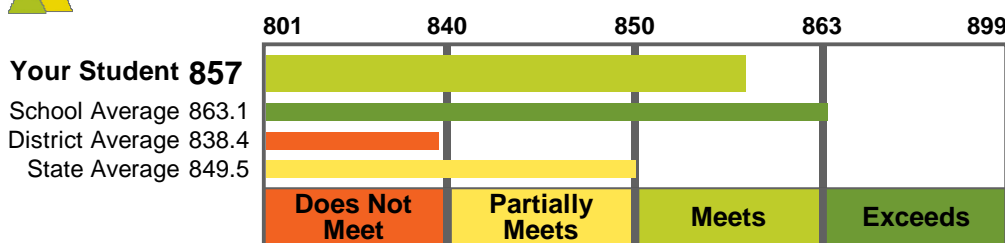
No score is available. The student's test was invalidated by the school due to improper use of a device. Please contact your student's school for further information.

**MATHEMATICS: FIRSTNAME'S OVERALL MCA-III RESULTS**



Test records indicate the student was not enrolled during the testing window for this subject at the school. Please contact your student's school for further information.

**SCIENCE: FIRSTNAME'S OVERALL MCA-III RESULTS**



**Performance Level Description:**  
Students at the **Meets the Standards** level meet the science skills of the Minnesota Academic Standards.

## Performance within Subjects

Your student's score is compared to the state expectations for each subject and content area tested. Performance in content areas within a subject is reported as Below Expectations, At or Near Expectations, or Above Expectations.



= Below Expectations



= At or Near Expectations



= Above Expectations



### READING: Performance Details

| READING AREA               | DESCRIPTION  | PERFORMANCE            |
|----------------------------|--|------------------------|
| <b>Literature:</b>         | Use strategies to analyze, interpret, and evaluate fiction (such as short stories, fables, poetry, and drama).                   | No Test Data Available |
| <b>Informational Text:</b> | Use strategies to analyze, interpret, and evaluate nonfiction (such as expository and persuasive text, and literary nonfiction). | No Test Data Available |

Reading *Learning Locator*<sup>TM(\*)</sup>

NA

Predicted Lexile<sup>®(\*\*)</sup> measure: NA and range: NA

### MATHEMATICS: Performance Details

| MATHEMATICS AREA                      | DESCRIPTION   | PERFORMANCE            |
|---------------------------------------|---|------------------------|
| <b>Number and Operation:</b>          | May include understanding meanings of numbers and operations; computing fluently and making reasonable estimates.   | No Test Data Available |
| <b>Algebra:</b>                       | May include models to understand, represent and analyze patterns, relations, and functions.                         | No Test Data Available |
| <b>Geometry and Measurement:</b>      | May include analyzing properties of geometric shapes; understanding the units, systems, and process of measurement. | No Test Data Available |
| <b>Data Analysis and Probability:</b> | May include organizing and displaying data questions; understanding and applying basic concepts of probability.     | No Test Data Available |

Mathematics *Learning Locator*<sup>TM(\*)</sup>

NA

Predicted Quantile<sup>®(\*\*\*)</sup> measure: NA and range: NA

### SCIENCE: Performance Details

| SCIENCE AREA                              | DESCRIPTION  | PERFORMANCE             |
|---|--|-------------------------|
| <b>Nature of Science and Engineering:</b> | May include understanding how humans affect scientific investigations, designing and conducting investigations, communicating results, and refining engineering solutions. | At or Near Expectations |
| <b>Physical Science:</b>                  | May include differentiating between physical and chemical changes, understanding properties of waves and force and motion of an object, and describing changes in energy.  | At or Near Expectations |
| <b>Earth and Space Science:</b>           | May include understanding how forces affect motions of objects in the universe, describing weather patterns, and understanding the processes that occur on Earth.          | At or Near Expectations |
| <b>Life Science:</b>                      | May include identifying changes in energy within an ecosystem, understanding cell processes and genetic variation, and describing the effect of humans on ecosystems.      | Above Expectations      |

Science *Learning Locator*<sup>TM(\*)</sup>

883472

### PARENT AND STUDENT RESOURCES

\* Use the *Learning Locator*<sup>TM</sup> code(s) provided for each subject to select resources mapped specifically to your student's test results. At [mn.pearsonperspective.com/perspective](http://mn.pearsonperspective.com/perspective), use the online learning resources provided to guide your student's learning; return as often as you like and be an active participant in your student's educational progress.

\*\* The Lexile<sup>®</sup> Framework is a system that helps match readers with literature appropriate for their reading skills. When reading a book within the predicted Lexile range, the reader should comprehend enough of the text to make sense of it, while still being challenged enough to maintain interest and learn. Please visit [www.lexile.com](http://www.lexile.com) for more information about the Lexile Framework.

\*\*\* The Quantile Framework is a system that helps match students with materials appropriate for their ability in mathematical skills and concepts. Quantile measures represent a student's ability to apply mathematical skills in areas such as numbers and operations, geometry, and measurement. Please visit [www.quantiles.com](http://www.quantiles.com) for more information about the Quantiles Framework.

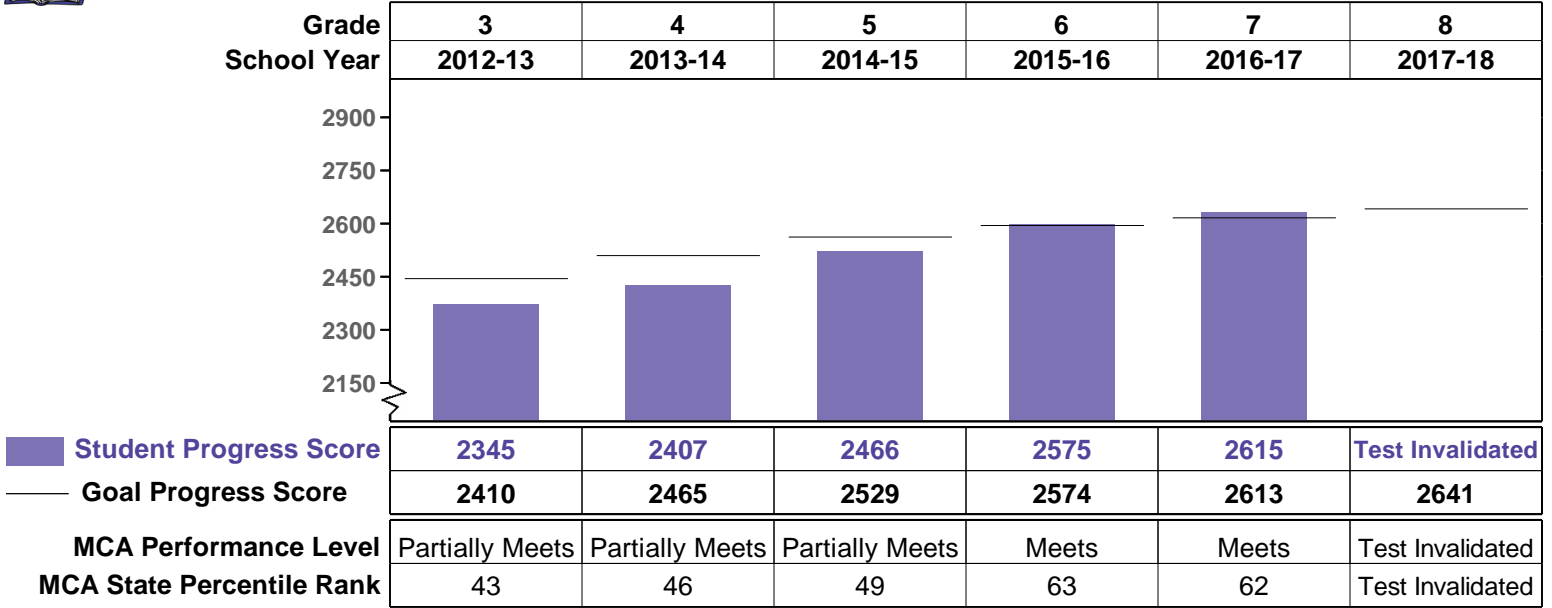
# Performance History and Progress Toward Career and College Readiness

The tables below show your student's **Performance History** on the MCA-III in Reading, Mathematics, and Science.

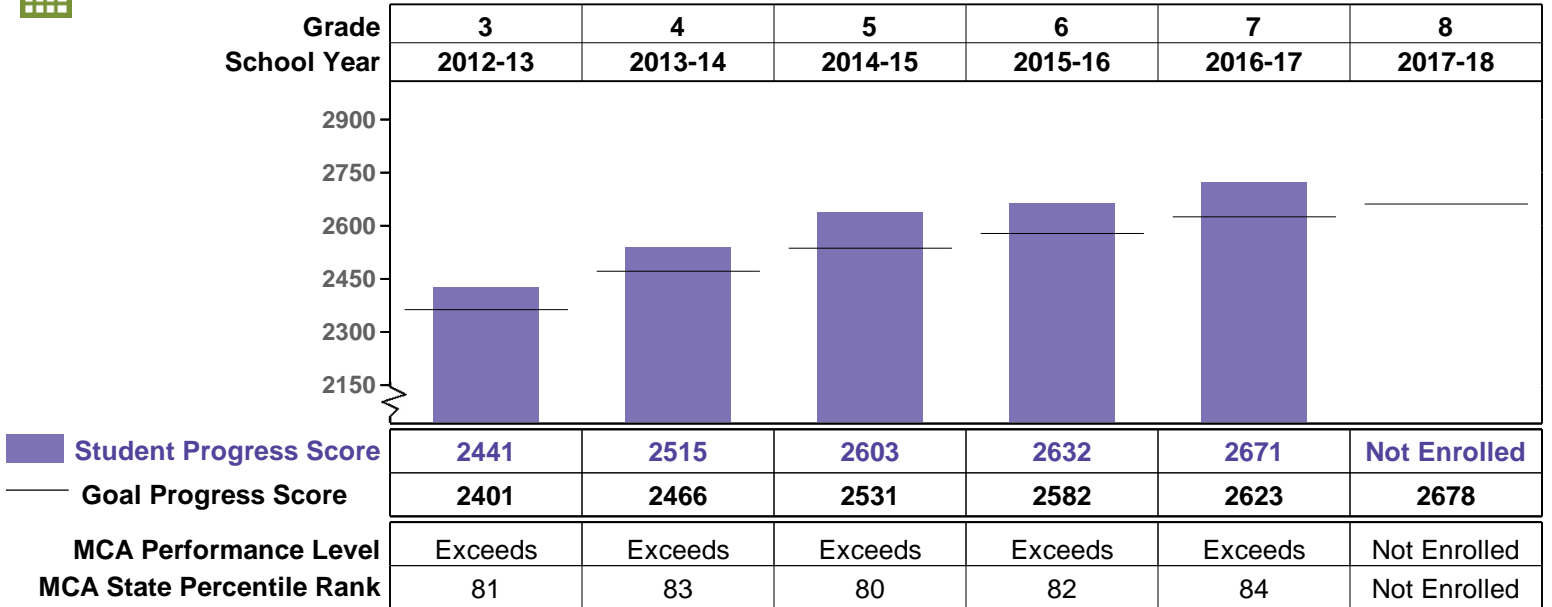
For Reading and Mathematics, the graphs below show each year's **Student Progress Score**, represented with a purple bar. The black lines represent the **Goal Progress Score** at each grade level.

Student Progress Scores are reported on a consistent across-grade scale that allows meaningful comparisons of your student's performance on the MCA-III from grades 3 to 8. A Goal Progress Score for Career and College Readiness has been identified at each grade. A student whose Progress Score is at or above the Goal Progress Score in their current grade is considered on track to demonstrate career and college readiness in this subject on a college admissions test at the end of Grade 11.

## **READING: Performance History and Progress Toward Career and College Readiness**



## **MATHEMATICS: Performance History and Progress Toward Career and College Readiness**



## **SCIENCE: Performance History**

| Grade                            | 5       | 8       |
|----------------------------------|---------|---------|
| School Year                      | 2014-15 | 2017-18 |
| <b>MCA Performance Level</b>     | Exceeds | Meets   |
| <b>MCA State Percentile Rank</b> | 81      | 77      |

Progress Scores are not calculated for Science.

School District  
P.O. Box 1234  
123 First St  
City Name, MN 12345

Optional Parent or Guardian Name  
To the Parent or Guardian of Firstname M. Lastname  
Optional Address Line 1  
Optional Address Line 2  
Optional Address Line 3

### What is this report about?

It provides your student's results on the Minnesota Assessments taken in the spring of 2018 to measure student performance on the Minnesota Academic Standards. It includes your student's overall score and performance level in each subject tested and the average scores for Minnesota students at the school, district, and state levels. Students whose scores fall into the Meets the Standards or Exceeds the Standards performance levels are considered 'Proficient' for accountability purposes.

### Who takes these assessments and why?

The Minnesota Assessments are taken by all public students in grades 3-8 and 11 on mathematics, in grades 3-8 and 10 on reading, and in grades 5, 8, and once in high school on science. This report includes results on the Minnesota Comprehensive Assessments (MCA) which measure student knowledge and skills of the Minnesota Academic Standards.

### What are the assessment results in this report used for?

The results are used for many purposes. The state uses them for school accountability. Schools and teachers use them to evaluate and improve instruction. You can use them to track and understand your student's academic progress.

### Where can I find more information?

Your involvement in your student's education is important. If you have questions about these results, contact your student's school. You can view the Interpretive Guide for Minnesota Assessment Reports' which provides information to help you understand how to read this report and interpret the data. Find it on the MDE website at: [education.state.mn.us](http://education.state.mn.us) > **Students and Families** > **Programs and Initiatives** > **Statewide Testing**. Or you can access the Interpretive Guide by scanning the QR Code (Quick Response Code) to the right with a smartphone, tablet, or other device.



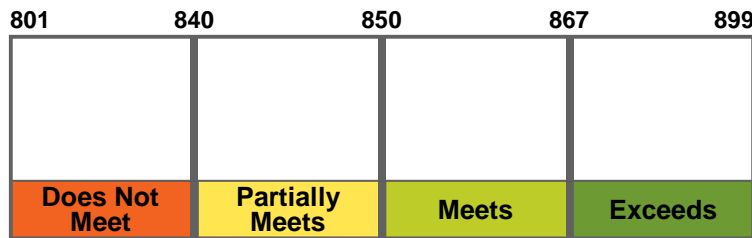
### How can I get this report in a translated language or an alternative format?

Upon request, this Individual Student Report can be made available in a translated language or an alternative format, such as large print, Braille, or audio file. To make a request, contact Statewide Testing at [mde.testing@state.mn.us](mailto:mde.testing@state.mn.us), 651-582-8472, 651-582-8874 (fax). TTY users may call the Minnesota Relay Service at 711.

These are your student's results from the Minnesota Comprehensive Assessments taken in the spring of 2018.

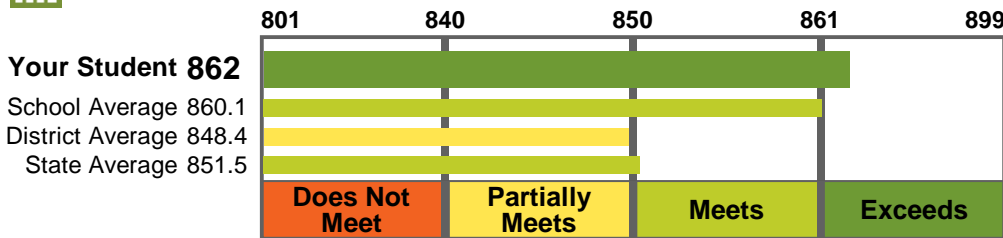
|   | STANDARDS  | STATE PERCENTILE RANK   | GROWTH   |
|---|--|---|--|
| <p><b>READING</b></p>                           | No Test Data Available   |   |  |
| <p><b>MATHEMATICS</b></p> <p><b>Exceeds</b></p> | Firstname's score shows performance <b>above</b> grade 8 standards | Firstname scored higher than <b>86%</b> of Minnesota grade 8 students | Firstname's score shows <b>high growth</b> compared to last year's performance |
| <p><b>SCIENCE</b></p>                           | No Test Data Available   |   |  |

**READING: FIRSTNAME'S OVERALL MCA-III RESULTS**



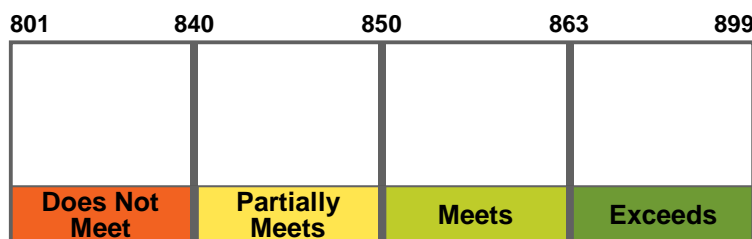
No Test Data Available

**MATHEMATICS: FIRSTNAME'S OVERALL MCA-III RESULTS**



**Performance Level Description:**  
Students at the **Exceeds the Standards** level exceed the mathematics skills of the Minnesota Academic Standards.

**SCIENCE: FIRSTNAME'S OVERALL MCA-III RESULTS**



No Test Data Available

## Performance within Subjects

Your student's score is compared to the state expectations for each subject and content area tested. Performance in content areas within a subject is reported as Below Expectations, At or Near Expectations, or Above Expectations.



= Below Expectations



= At or Near Expectations



= Above Expectations



### READING: Performance Details

| READING AREA               | DESCRIPTION  | PERFORMANCE            |
|----------------------------|--|------------------------|
| <b>Literature:</b>         | Use strategies to analyze, interpret, and evaluate fiction (such as short stories, fables, poetry, and drama).                   | No Test Data Available |
| <b>Informational Text:</b> | Use strategies to analyze, interpret, and evaluate nonfiction (such as expository and persuasive text, and literary nonfiction). | No Test Data Available |

Reading *Learning Locator*<sup>TM(\*)</sup>

NA

Predicted Lexile<sup>®(\*\*)</sup> measure: NA and range: NA

### MATHEMATICS: Performance Details

| MATHEMATICS AREA                      | DESCRIPTION   | PERFORMANCE             |
|---------------------------------------|---|-------------------------|
| <b>Number and Operation:</b>          | May include understanding meanings of numbers and operations; computing fluently and making reasonable estimates.   | At or Near Expectations |
| <b>Algebra:</b>                       | May include models to understand, represent and analyze patterns, relations, and functions.                         | Above Expectations      |
| <b>Geometry and Measurement:</b>      | May include analyzing properties of geometric shapes; understanding the units, systems, and process of measurement. | Above Expectations      |
| <b>Data Analysis and Probability:</b> | May include organizing and displaying data questions; understanding and applying basic concepts of probability.     | Above Expectations      |

Mathematics *Learning Locator*<sup>TM(\*)</sup>

645759

Predicted Quantile<sup>®(\*\*\*)</sup> measure: 1275Q and range: 1225Q - 1325Q

### SCIENCE: Performance Details

| SCIENCE AREA                              | DESCRIPTION  | PERFORMANCE            |
|---|--|------------------------|
| <b>Nature of Science and Engineering:</b> | May include understanding how humans affect scientific investigations, designing and conducting investigations, communicating results, and refining engineering solutions. | No Test Data Available |
| <b>Physical Science:</b>                  | May include differentiating between physical and chemical changes, understanding properties of waves and force and motion of an object, and describing changes in energy.  | No Test Data Available |
| <b>Earth and Space Science:</b>           | May include understanding how forces affect motions of objects in the universe, describing weather patterns, and understanding the processes that occur on Earth.          | No Test Data Available |
| <b>Life Science:</b>                      | May include identifying changes in energy within an ecosystem, understanding cell processes and genetic variation, and describing the effect of humans on ecosystems.      | No Test Data Available |

Science *Learning Locator*<sup>TM(\*)</sup>

NA

### PARENT AND STUDENT RESOURCES

\* Use the *Learning Locator*<sup>TM</sup> code(s) provided for each subject to select resources mapped specifically to your student's test results. At [mn.pearsonperspective.com/perspective](http://mn.pearsonperspective.com/perspective), use the online learning resources provided to guide your student's learning; return as often as you like and be an active participant in your student's educational progress.

\*\* The Lexile<sup>®</sup> Framework is a system that helps match readers with literature appropriate for their reading skills. When reading a book within the predicted Lexile range, the reader should comprehend enough of the text to make sense of it, while still being challenged enough to maintain interest and learn. Please visit [www.lexile.com](http://www.lexile.com) for more information about the Lexile Framework.

\*\*\* The Quantile Framework is a system that helps match students with materials appropriate for their ability in mathematical skills and concepts. Quantile measures represent a student's ability to apply mathematical skills in areas such as numbers and operations, geometry, and measurement. Please visit [www.quantiles.com](http://www.quantiles.com) for more information about the Quantiles Framework.


# Performance History and Progress Toward Career and College Readiness

The tables below show your student's **Performance History** on the MCA-III in Reading, Mathematics, and Science.

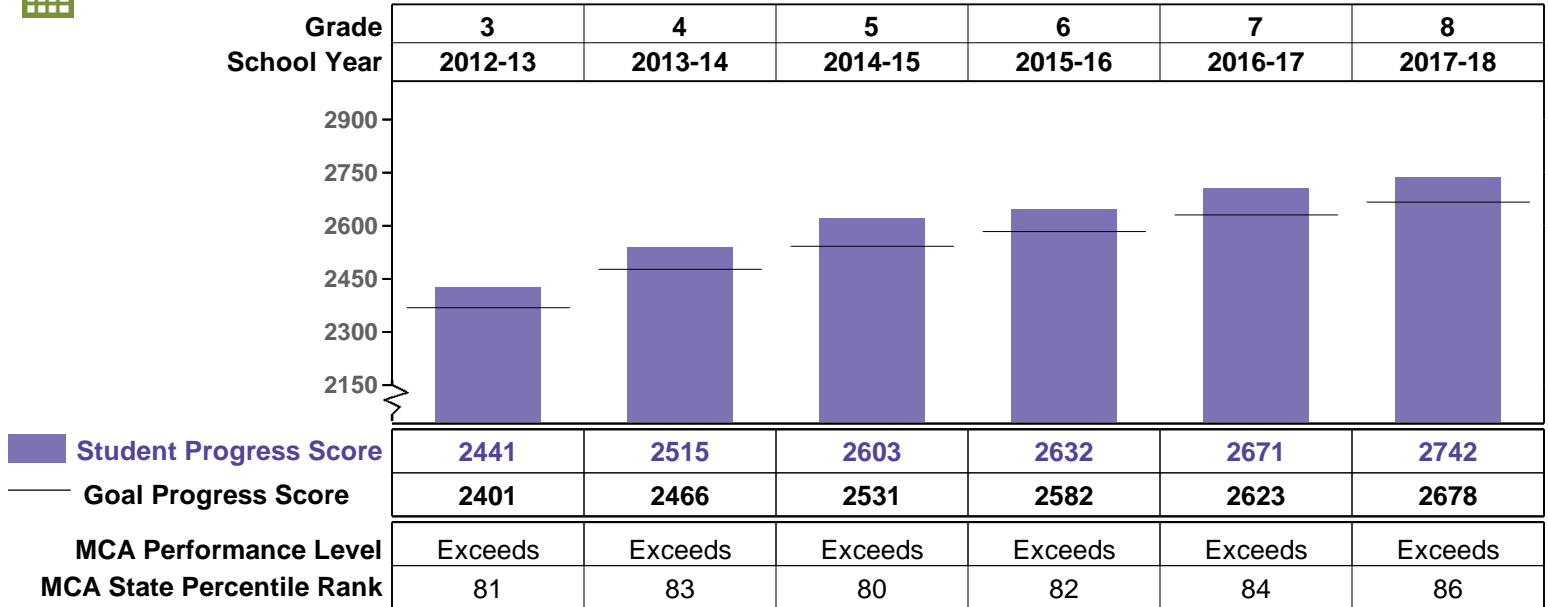
For Reading and Mathematics, the graphs below show each year's **Student Progress Score**, represented with a purple bar. The black lines represent the **Goal Progress Score** at each grade level.

Student Progress Scores are reported on a consistent across-grade scale that allows meaningful comparisons of your student's performance on the MCA-III from grades 3 to 8. A Goal Progress Score for Career and College Readiness has been identified at each grade. A student whose Progress Score is at or above the Goal Progress Score in their current grade is considered on track to demonstrate career and college readiness in this subject on a college admissions test at the end of Grade 11.

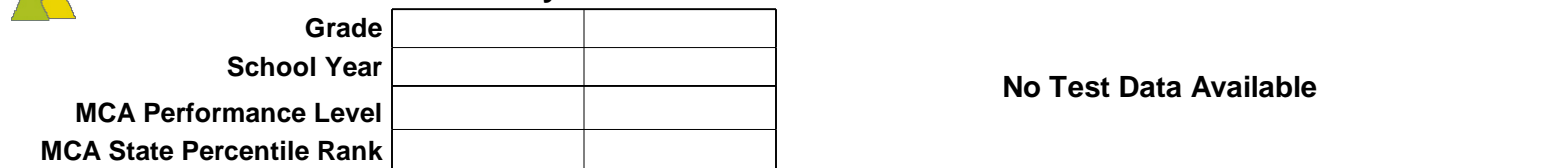
## **READING: Performance History and Progress Toward Career and College Readiness**



## **MATHEMATICS: Performance History and Progress Toward Career and College Readiness**



## **SCIENCE: Performance History**





School District  
P.O. Box 1234  
123 First St  
City Name, MN 12345

Optional Parent or Guardian Name  
To the Parent or Guardian of Firstname M. Lastname  
Optional Address Line 1  
Optional Address Line 2  
Optional Address Line 3

### What is this report about?

It provides your student's results on the Minnesota Assessments taken in the spring of 2018 to measure student performance on the Minnesota Academic Standards. It includes your student's overall score and performance level in each subject tested and the average scores for Minnesota students at the school, district, and state levels. Students whose scores fall into the Meets the Standards or Exceeds the Standards performance levels are considered 'Proficient' for accountability purposes.

### Who takes these assessments and why?

The Minnesota Assessments are taken by all public students in grades 3-8 and 11 on mathematics, in grades 3-8 and 10 on reading, and in grades 5, 8, and once in high school on science. This report includes results on the Minnesota Comprehensive Assessments (MCA) which measure student knowledge and skills of the Minnesota Academic Standards.

### What are the assessment results in this report used for?

The results are used for many purposes. The state uses them for school accountability. Schools and teachers use them to evaluate and improve instruction. You can use them to track and understand your student's academic progress.

### Where can I find more information?

Your involvement in your student's education is important. If you have questions about these results, contact your student's school. You can view the Interpretive Guide for Minnesota Assessment Reports' which provides information to help you understand how to read this report and interpret the data. Find it on the MDE website at: [education.state.mn.us](http://education.state.mn.us) > **Students and Families** > **Programs and Initiatives** > **Statewide Testing**. Or you can access the Interpretive Guide by scanning the QR Code (Quick Response Code) to the right with a smartphone, tablet, or other device.



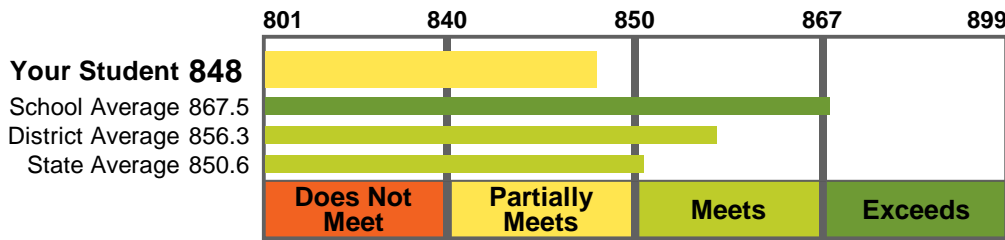
### How can I get this report in a translated language or an alternative format?

Upon request, this Individual Student Report can be made available in a translated language or an alternative format, such as large print, Braille, or audio file. To make a request, contact Statewide Testing at [mde.testing@state.mn.us](mailto:mde.testing@state.mn.us), 651-582-8472, 651-582-8874 (fax). TTY users may call the Minnesota Relay Service at 711.

These are your student's results from the Minnesota Comprehensive Assessments taken in the spring of 2018.

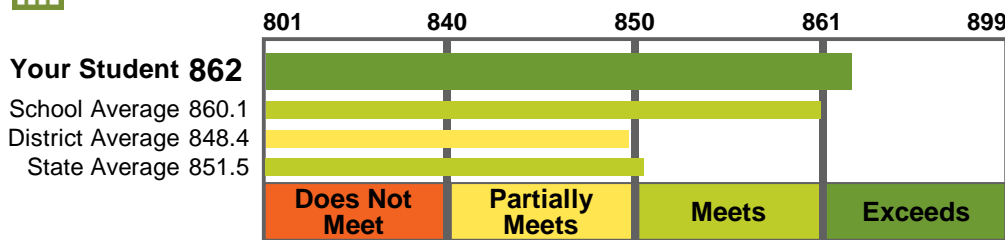
|   | STANDARDS   | STATE PERCENTILE RANK   | GROWTH  |
|---|---|---|---|
| <p><b>READING</b></p> <p><b>Partially Meets</b></p> | Firstname's score shows performance <b>slightly below</b> grade 8 standards | Firstname scored higher than <b>47%</b> of Minnesota grade 8 students | Firstname's score shows <b>average growth</b> compared to last year's performance |
| <p><b>MATHEMATICS</b></p> <p><b>Exceeds</b></p>     | Firstname's score shows performance <b>above</b> grade 8 standards          | Firstname scored higher than <b>86%</b> of Minnesota grade 8 students | Firstname's score shows <b>high growth</b> compared to last year's performance    |
| <p><b>SCIENCE</b></p> <p><b>Meets</b></p>           | Firstname's score shows performance that <b>meets</b> grade 8 standards     | Firstname scored higher than <b>77%</b> of Minnesota grade 8 students | Growth is not calculated for science  |

**READING: FIRSTNAME'S OVERALL MCA-III RESULTS**



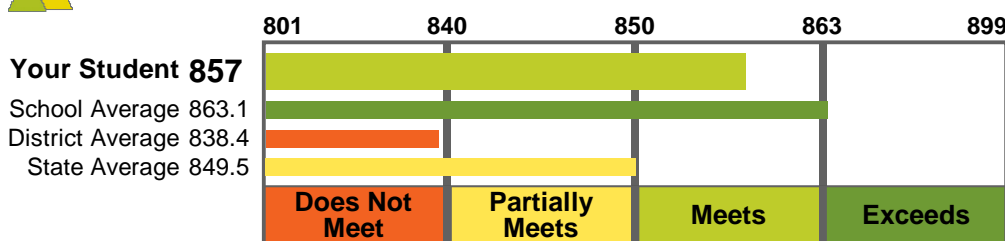
**Performance Level Description:**  
Students at the **Partially Meets the Standards** level demonstrate skills of the Minnesota Academic Standards with limited consistency and accuracy, and they interact best with texts of basic to grade-level complexity.

**MATHEMATICS: FIRSTNAME'S OVERALL MCA-III RESULTS**



**Performance Level Description:**  
Students at the **Exceeds the Standards** level exceed the mathematics skills of the Minnesota Academic Standards.

**SCIENCE: FIRSTNAME'S OVERALL MCA-III RESULTS**



**Performance Level Description:**  
Students at the **Meets the Standards** level meet the science skills of the Minnesota Academic Standards.

## Performance within Subjects

Your student's score is compared to the state expectations for each subject and content area tested. Performance in content areas within a subject is reported as Below Expectations, At or Near Expectations, or Above Expectations.



= Below Expectations



= At or Near Expectations



= Above Expectations



### READING: Performance Details

| READING AREA               | DESCRIPTION  | PERFORMANCE             |
|----------------------------|--|-------------------------|
| <b>Literature:</b>         | Use strategies to analyze, interpret, and evaluate fiction (such as short stories, fables, poetry, and drama).                   | Below Expectations      |
| <b>Informational Text:</b> | Use strategies to analyze, interpret, and evaluate nonfiction (such as expository and persuasive text, and literary nonfiction). | At or Near Expectations |

Reading *Learning Locator*<sup>TM</sup>(\*)

645751

Predicted Lexile<sup>®</sup>(\*\*) measure: 835L and range: 735L - 940L

### MATHEMATICS: Performance Details

| MATHEMATICS AREA                      | DESCRIPTION   | PERFORMANCE             |
|---------------------------------------|---|-------------------------|
| <b>Number and Operation:</b>          | May include understanding meanings of numbers and operations; computing fluently and making reasonable estimates.   | At or Near Expectations |
| <b>Algebra:</b>                       | May include models to understand, represent and analyze patterns, relations, and functions.                         | Above Expectations      |
| <b>Geometry and Measurement:</b>      | May include analyzing properties of geometric shapes; understanding the units, systems, and process of measurement. | Above Expectations      |
| <b>Data Analysis and Probability:</b> | May include organizing and displaying data questions; understanding and applying basic concepts of probability.     | Above Expectations      |

Mathematics *Learning Locator*<sup>TM</sup>(\*)

426843

Predicted Quantile<sup>®</sup>(\*\*\*) measure: 1275Q and range: 1225Q - 1325Q

### SCIENCE: Performance Details

| SCIENCE AREA                              | DESCRIPTION  | PERFORMANCE             |
|---|--|-------------------------|
| <b>Nature of Science and Engineering:</b> | May include understanding how humans affect scientific investigations, designing and conducting investigations, communicating results, and refining engineering solutions. | At or Near Expectations |
| <b>Physical Science:</b>                  | May include differentiating between physical and chemical changes, understanding properties of waves and force and motion of an object, and describing changes in energy.  | At or Near Expectations |
| <b>Earth and Space Science:</b>           | May include understanding how forces affect motions of objects in the universe, describing weather patterns, and understanding the processes that occur on Earth.          | At or Near Expectations |
| <b>Life Science:</b>                      | May include identifying changes in energy within an ecosystem, understanding cell processes and genetic variation, and describing the effect of humans on ecosystems.      | Above Expectations      |

Science *Learning Locator*<sup>TM</sup>(\*)

883472

### PARENT AND STUDENT RESOURCES


\* Use the *Learning Locator*<sup>TM</sup> code(s) provided for each subject to select resources mapped specifically to your student's test results. At [mn.pearsonperspective.com/perspective](http://mn.pearsonperspective.com/perspective), use the online learning resources provided to guide your student's learning; return as often as you like and be an active participant in your student's educational progress.

\*\* The Lexile<sup>®</sup> Framework is a system that helps match readers with literature appropriate for their reading skills. When reading a book within the predicted Lexile range, the reader should comprehend enough of the text to make sense of it, while still being challenged enough to maintain interest and learn. Please visit [www.lexile.com](http://www.lexile.com) for more information about the Lexile Framework.

\*\*\* The Quantile Framework is a system that helps match students with materials appropriate for their ability in mathematical skills and concepts. Quantile measures represent a student's ability to apply mathematical skills in areas such as numbers and operations, geometry, and measurement. Please visit [www.quantiles.com](http://www.quantiles.com) for more information about the Quantiles Framework.

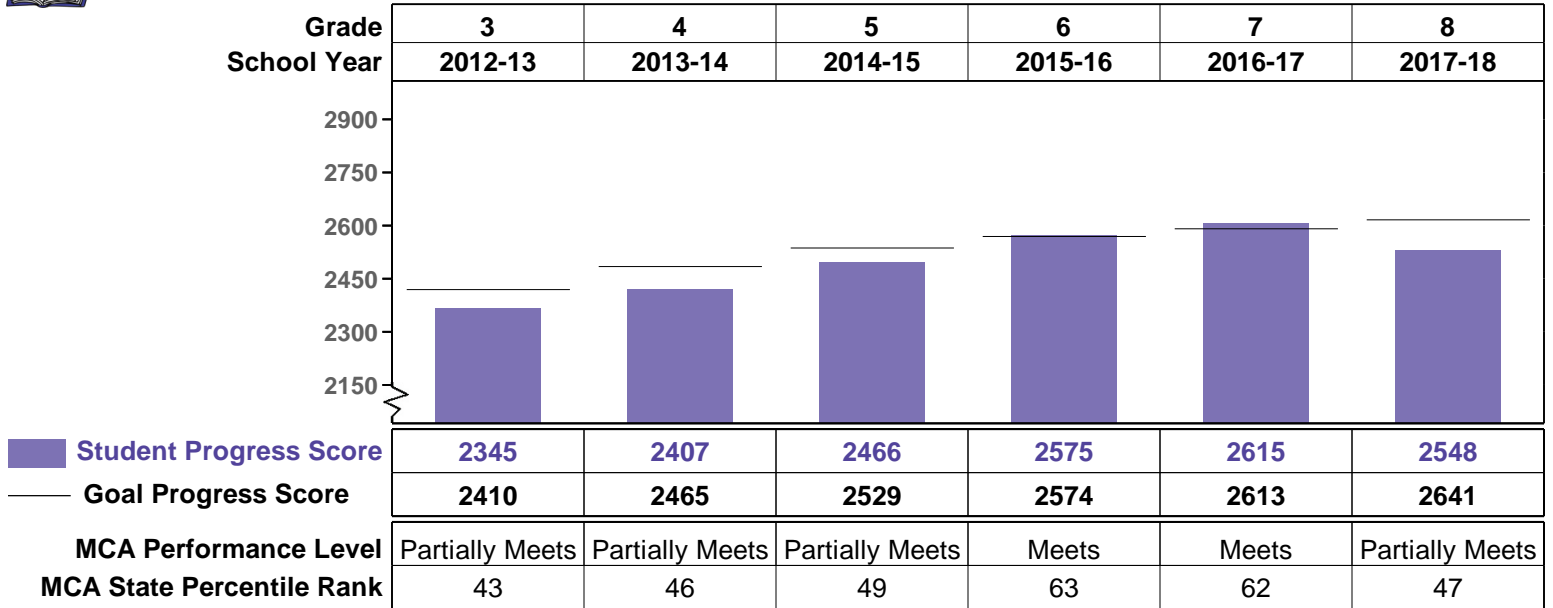
## Performance History and Progress Toward Career and College Readiness

The tables below show your student's **Performance History** on the MCA-III in Reading, Mathematics, and Science.

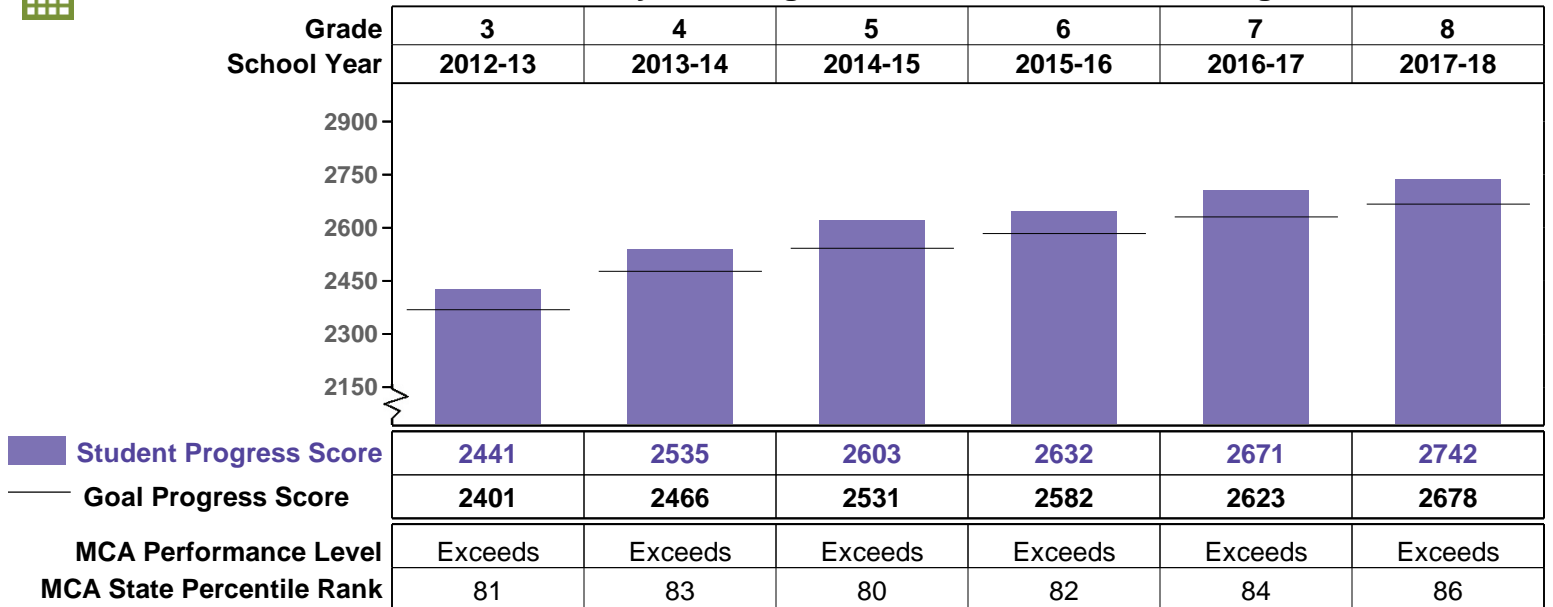
For Reading and Mathematics, the graphs below show each year's **Student Progress Score**, represented with a purple bar . The black lines — represent the **Goal Progress Score** at each grade level.

Student Progress Scores are reported on a consistent across-grade scale that allows meaningful comparisons of your student's performance on the MCA-III from grades 3 to 8. A Goal Progress Score for Career and College Readiness has been identified at each grade. A student whose Progress Score is at or above the Goal Progress Score in their current grade is considered on track to demonstrate career and college readiness in this subject on a college admissions test at the end of Grade 11.

### READING: Performance History and Progress Toward Career and College Readiness



### MATHEMATICS: Performance History and Progress Toward Career and College Readiness



### SCIENCE: Performance History

| Grade                            | 5       | 8       |
|----------------------------------|---------|---------|
| School Year                      | 2014-15 | 2017-18 |
| <b>MCA Performance Level</b>     | Exceeds | Meets   |
| <b>MCA State Percentile Rank</b> | 81      | 77      |

Progress Scores are not calculated for Science.

School District  
P.O. Box 1234  
123 First St  
City Name, MN 12345

Optional Parent or Guardian Name  
To the Parent or Guardian of Firstname M. Lastname  
Optional Address Line 1  
Optional Address Line 2  
Optional Address Line 3

### What is this report about?

It provides your student's results on the Minnesota Assessments taken in the spring of 2018 to measure student performance on the Minnesota Academic Standards. It includes your student's overall score and performance level in each subject tested and the average scores for Minnesota students at the school, district, and state levels. Students whose scores fall into the Meets the Standards or Exceeds the Standards performance levels are considered 'Proficient' for accountability purposes.

### Who takes these assessments and why?

The Minnesota Assessments are taken by all public students in grades 3-8 and 11 on mathematics, in grades 3-8 and 10 on reading, and in grades 5, 8, and once in high school on science. This report includes results on the Minnesota Comprehensive Assessments (MCA) which measure student knowledge and skills of the Minnesota Academic Standards.

### What are the assessment results in this report used for?

The results are used for many purposes. The state uses them for school accountability. Schools and teachers use them to evaluate and improve instruction. You can use them to track and understand your student's academic progress.

### Where can I find more information?

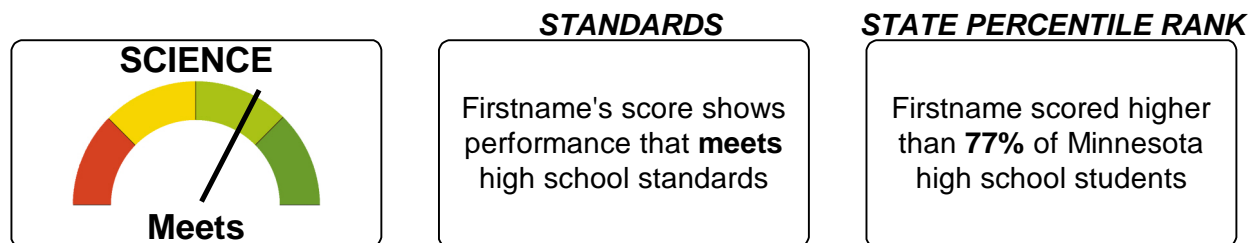
Your involvement in your student's education is important. If you have questions about these results, contact your student's school. You can view the Interpretive Guide for Minnesota Assessment Reports' which provides information to help you understand how to read this report and interpret the data. Find it on the MDE website at: [education.state.mn.us](http://education.state.mn.us) > **Students and Families** > **Programs and Initiatives** > **Statewide Testing**. Or you can access the Interpretive Guide by scanning the QR Code (Quick Response Code) to the right with a smartphone, tablet, or other device.



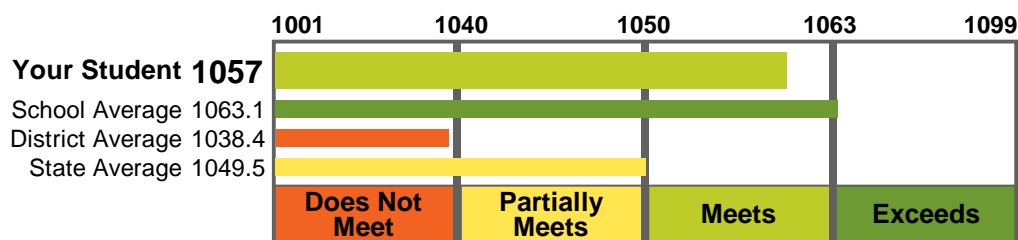
### How can I get this report in a translated language or an alternative format?

Upon request, this Individual Student Report can be made available in a translated language or an alternative format, such as large print, Braille, or audio file. To make a request, contact Statewide Testing at [mde.testing@state.mn.us](mailto:mde.testing@state.mn.us), 651-582-8472, 651-582-8874 (fax). TTY users may call the Minnesota Relay Service at 711.

These are your student's results from the Minnesota Comprehensive Assessments taken in the spring of 2018.



## SCIENCE: FIRSTNAME'S OVERALL MCA-III RESULTS



**Performance Level Description:**  
 Students at the **Meets the Standards** level meet the science skills of the Minnesota Academic Standards.

### Science Performance Details

Your student's score is compared to the state expectations for science and its content areas. Performance in content areas is reported as Below Expectations, At or Near Expectations, or Above Expectations.



= Below Expectations



= At or Near Expectations



= Above Expectations

| SCIENCE AREA                              | DESCRIPTION  | PERFORMANCE             |
|---|--|-------------------------|
| <b>Nature of Science and Engineering:</b> | May include analyzing risks and benefits of engineering solutions, accurately communicating scientific results, and testing hypotheses.                        | At or Near Expectations |
| <b>Life Science:</b>                      | May include describing cell functions and processes, understanding relationships of organisms in an ecosystem, and the role of DNA and variation in evolution. | Above Expectations      |

Science *Learning Locator*<sup>TM</sup>(\*)

**645759**

### PARENT AND STUDENT RESOURCES

\* Use the *Learning Locator*<sup>TM</sup> code(s) provided for each subject to select resources mapped specifically to your student's test results. At [mn.pearsonperspective.com/perspective](http://mn.pearsonperspective.com/perspective), use the online learning resources provided to guide your student's learning; return as often as you like and be an active participant in your student's educational progress.

School District  
P.O. Box 1234  
123 First St  
City Name, MN 12345

Optional Parent or Guardian Name  
To the Parent or Guardian of Firstname M. Lastname  
Optional Address Line 1  
Optional Address Line 2  
Optional Address Line 3

### What is this report about?

It provides your student's results on the Minnesota Assessments taken in the spring of 2018 to measure student performance on the Minnesota Academic Standards. It includes your student's overall score and performance level in each subject tested and the average scores for Minnesota students at the school, district, and state levels. Students whose scores fall into the Meets the Standards or Exceeds the Standards performance levels are considered 'Proficient' for accountability purposes.

### Who takes these assessments and why?

The Minnesota Assessments are taken by all public students in grades 3-8 and 11 on mathematics, in grades 3-8 and 10 on reading, and in grades 5, 8, and once in high school on science. This report includes results on the Minnesota Comprehensive Assessments (MCA) which measure student knowledge and skills of the Minnesota Academic Standards.

### What are the assessment results in this report used for?

The results are used for many purposes. The state uses them for school accountability. Schools and teachers use them to evaluate and improve instruction. You can use them to track and understand your student's academic progress.

### Where can I find more information?

Your involvement in your student's education is important. If you have questions about these results, contact your student's school. You can view the Interpretive Guide for Minnesota Assessment Reports' which provides information to help you understand how to read this report and interpret the data. Find it on the MDE website at: [education.state.mn.us](http://education.state.mn.us) > **Students and Families** > **Programs and Initiatives** > **Statewide Testing**. Or you can access the Interpretive Guide by scanning the QR Code (Quick Response Code) to the right with a smartphone, tablet, or other device.

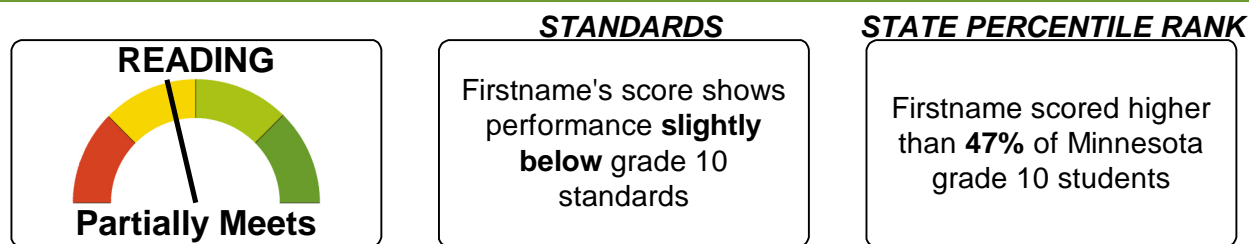


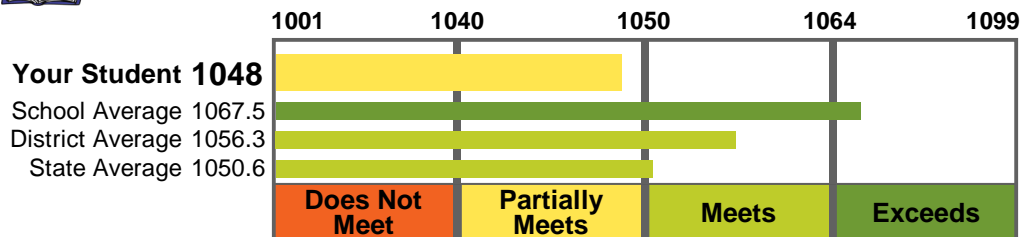
### How can I get this report in a translated language or an alternative format?

Upon request, this Individual Student Report can be made available in a translated language or an alternative format, such as large print, Braille, or audio file. To make a request, contact Statewide Testing at [mde.testing@state.mn.us](mailto:mde.testing@state.mn.us), 651-582-8472, 651-582-8874 (fax). TTY users may call the Minnesota Relay Service at 711.



These are your student's results from the Minnesota Comprehensive Assessments taken in the spring of 2018.



**READING: FIRSTNAME'S OVERALL MCA-III RESULTS**

**Performance Level Description:**

 Students at the **Partially Meets the Standards** level demonstrate skills of the Minnesota Academic Standards with limited consistency and accuracy, and they interact best with texts of basic to grade-level complexity.

**Reading Performance Details**

Your student's score is compared to the state expectations for reading and its content areas. Performance in content areas is reported as Below Expectations, At or Near Expectations, or Above Expectations.





= Below Expectations



= At or Near Expectations



= Above Expectations

| READING AREA               | DESCRIPTION  | PERFORMANCE   |
|----------------------------|--|---|
| <b>Literature:</b>         | Use strategies to analyze, interpret, and evaluate fiction (such as short stories, fables, poetry, and drama).                   |  Below Expectations      |
| <b>Informational Text:</b> | Use strategies to analyze, interpret, and evaluate nonfiction (such as expository and persuasive text, and literary nonfiction). |  At or Near Expectations |

 Reading **Learning Locator™(\*)**
**645759**

 Predicted Lexile®(\*\*) measure: **835L** and range: **735L - 940L**
**Reading Career and College Readiness (CCR)**

Your student's score is 1048.

A student whose Reading MCA-III score is at or above 1058 is on track to demonstrate career and college readiness in reading on a college admissions test at the end of grade 11.

**MCA-III Placement Score Ranges for Minnesota State Colleges and Universities**

| Intended Course of Enrollment (or equivalent) | Enrollment in Developmental Course Unless Additional Information Indicates Otherwise | Need More Information on Readiness | Enrollment in College Level Course |
|---|--|------------------------------------|------------------------------------|
| Reading intensive or equivalent course        | MCA-III score below 1042   | 1042 to 1046                       | 1047 or above                      |

Retain this score report for use if completing the admissions process at a Minnesota State college or university. For more information please contact Minnesota State colleges and universities or your student's school.

**PARENT AND STUDENT RESOURCES**

 \* Use the **Learning Locator™** code(s) provided for each subject to select resources mapped specifically to your student's test results. At **mn.pearsonperspective.com/perspective**, use the online learning resources provided to guide your student's learning; return as often as you like and be an active participant in your student's educational progress.

 \*\* The Lexile® Framework is a system that helps match readers with literature appropriate for their reading skills. When reading a book within the predicted Lexile range, the reader should comprehend enough of the text to make sense of it, while still being challenged enough to maintain interest and learn. Please visit **www.lexile.com** for more information about the Lexile Framework.

School District  
P.O. Box 1234  
123 First St  
City Name, MN 12345

Optional Parent or Guardian Name  
To the Parent or Guardian of Firstname M. Lastname  
Optional Address Line 1  
Optional Address Line 2  
Optional Address Line 3

### What is this report about?

It provides your student's results on the Minnesota Assessments taken in the spring of 2018 to measure student performance on the Minnesota Academic Standards. It includes your student's overall score and performance level in each subject tested and the average scores for Minnesota students at the school, district, and state levels. Students whose scores fall into the Meets the Standards or Exceeds the Standards performance levels are considered 'Proficient' for accountability purposes.

### Who takes these assessments and why?

The Minnesota Assessments are taken by all public students in grades 3-8 and 11 on mathematics, in grades 3-8 and 10 on reading, and in grades 5, 8, and once in high school on science. This report includes results on the Minnesota Comprehensive Assessments (MCA) which measure student knowledge and skills of the Minnesota Academic Standards.

### What are the assessment results in this report used for?

The results are used for many purposes. The state uses them for school accountability. Schools and teachers use them to evaluate and improve instruction. You can use them to track and understand your student's academic progress.

### Where can I find more information?

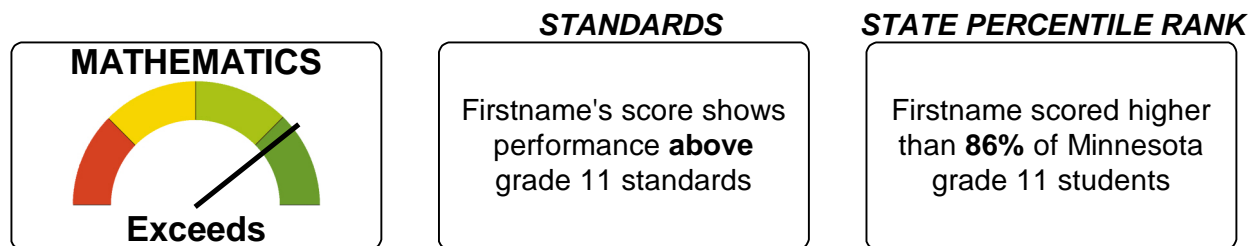
Your involvement in your student's education is important. If you have questions about these results, contact your student's school. You can view the Interpretive Guide for Minnesota Assessment Reports' which provides information to help you understand how to read this report and interpret the data. Find it on the MDE website at: [education.state.mn.us](http://education.state.mn.us) > **Students and Families** > **Programs and Initiatives** > **Statewide Testing**. Or you can access the Interpretive Guide by scanning the QR Code (Quick Response Code) to the right with a smartphone, tablet, or other device.

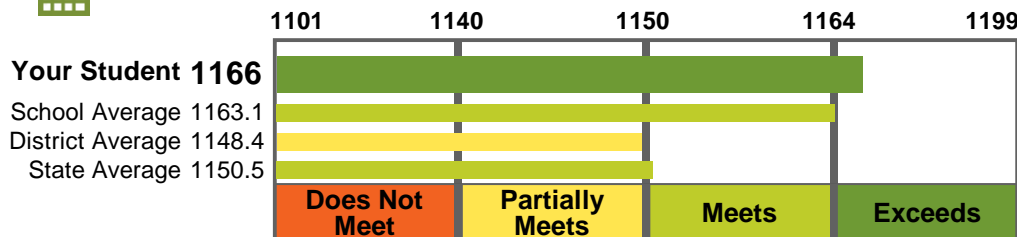


### How can I get this report in a translated language or an alternative format?

Upon request, this Individual Student Report can be made available in a translated language or an alternative format, such as large print, Braille, or audio file. To make a request, contact Statewide Testing at [mde.testing@state.mn.us](mailto:mde.testing@state.mn.us), 651-582-8472, 651-582-8874 (fax). TTY users may call the Minnesota Relay Service at 711.

These are your student's results from the Minnesota Comprehensive Assessments taken in the spring of 2018.



**MATHEMATICS: FIRSTNAME'S OVERALL MCA-III RESULTS**

**Performance Level Description:**

 Students at the **Exceeds the Standards** level exceed the mathematics skills of the Minnesota Academic Standards.

**Mathematics Performance Details**

Your student's score is compared to the state expectations for mathematics and its content areas. Performance in content areas is reported as Below Expectations, At or Near Expectations, or Above Expectations.



= Below Expectations



= At or Near Expectations



= Above Expectations

| MATHEMATICS AREA                      | DESCRIPTION   | PERFORMANCE             |
|---------------------------------------|---|-------------------------|
| <b>Algebra:</b>                       | Identify features of functions and use them to solve real-world and mathematical problems, generate equivalent expressions, and solve equations and inequalities. | At or Near Expectations |
| <b>Geometry and Measurement:</b>      | Calculate measurements, construct logical arguments to prove results, and apply properties of figures to solve problems.  | Above Expectations      |
| <b>Data Analysis and Probability:</b> | Display and analyze data; use various measures to draw conclusions, make predictions, and calculate probabilities.  | Above Expectations      |

 Mathematics *Learning Locator*<sup>TM</sup>(\*)

**645759**

 Predicted Quantile<sup>®</sup>(\*\*) measure: **1275Q** and range: **1225Q - 1325Q**
**Mathematics Career and College Readiness (CCR)**

Your student's score is 1166.

A student whose Mathematics MCA-III score is at or above 1152 is on track to demonstrate career and college readiness in mathematics on a college admissions test at the end of grade 11.

**MCA-III Placement Score Ranges for Minnesota State Colleges and Universities**

| Intended Course of Enrollment (or equivalent) | Enrollment in Developmental Course Unless Additional Information Indicates Otherwise | Need More Information on Readiness | Enrollment in College Level Course |
|---|--|------------------------------------|------------------------------------|
| College algebra                               | MCA-III score below 1152   | 1152 to 1157                       | 1158 or above                      |
| Statistics                                    | MCA-III score below 1146   | 1146 to 1147                       | 1148 or above                      |
| Other mathematics                             | MCA-III score below 1146   | 1146 to 1149                       | 1150 or above                      |

Retain this score report for use if completing the admissions process at a Minnesota State college or university. For more information please contact Minnesota State colleges and universities or your student's school.

**PARENT AND STUDENT RESOURCES**

 \* Use the *Learning Locator*<sup>TM</sup> code(s) provided for each subject to select resources mapped specifically to your student's test results. At [mn.pearsonperspective.com/perspective](http://mn.pearsonperspective.com/perspective), use the online learning resources provided to guide your student's learning; return as often as you like and be an active participant in your student's educational progress.

 \*\* The Quantile Framework is a system that helps match students with materials appropriate for their ability in mathematical skills and concepts. Quantile measures represent a student's ability to apply mathematical skills in areas such as numbers and operations, geometry, and measurement. Please visit [www.quantiles.com](http://www.quantiles.com) for more information about the Quantiles Framework.

School District  
P.O. Box 1234  
123 First St  
City Name, MN 12345

Optional Parent or Guardian Name  
To the Parent or Guardian of Firstname M. Lastname  
Optional Address Line 1  
Optional Address Line 2  
Optional Address Line 3

### What is this report about?

It provides your student's results on the Minnesota Assessments taken in the spring of 2018 to measure student performance on the Minnesota Academic Standards. It includes your student's overall score and performance level in each subject tested and the average scores for Minnesota students at the school, district, and state levels. Students whose scores fall into the Meets the Standards or Exceeds the Standards performance levels are considered 'Proficient' for accountability purposes.

### Who takes these assessments and why?

The Minnesota Assessments are taken by all public students in grades 3-8 and 11 on mathematics, in grades 3-8 and 10 on reading, and in grades 5, 8, and once in high school on science. This report includes results on the Minnesota Comprehensive Assessments (MCA) which measure student knowledge and skills of the Minnesota Academic Standards.

### What are the assessment results in this report used for?

The results are used for many purposes. The state uses them for school accountability. Schools and teachers use them to evaluate and improve instruction. You can use them to track and understand your student's academic progress.

### Where can I find more information?

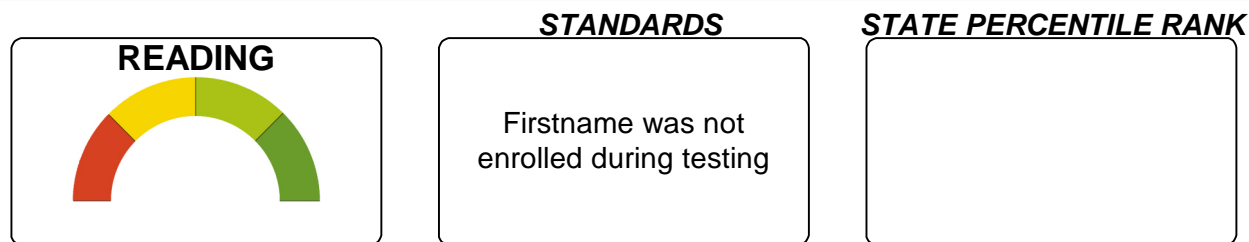
Your involvement in your student's education is important. If you have questions about these results, contact your student's school. You can view the Interpretive Guide for Minnesota Assessment Reports' which provides information to help you understand how to read this report and interpret the data. Find it on the MDE website at: [education.state.mn.us](http://education.state.mn.us) > **Students and Families** > **Programs and Initiatives** > **Statewide Testing**. Or you can access the Interpretive Guide by scanning the QR Code (Quick Response Code) to the right with a smartphone, tablet, or other device.

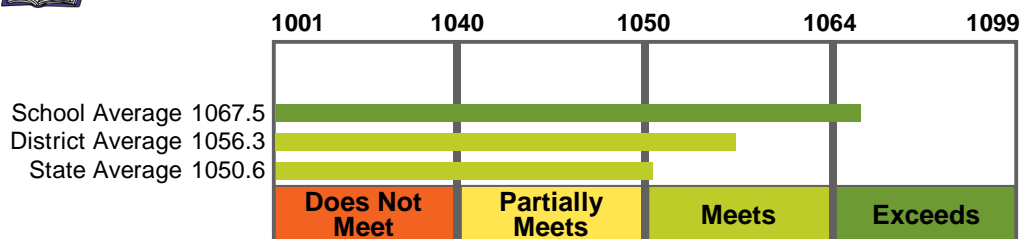


### How can I get this report in a translated language or an alternative format?

Upon request, this Individual Student Report can be made available in a translated language or an alternative format, such as large print, Braille, or audio file. To make a request, contact Statewide Testing at [mde.testing@state.mn.us](mailto:mde.testing@state.mn.us), 651-582-8472, 651-582-8874 (fax). TTY users may call the Minnesota Relay Service at 711.

These are your student's results from the Minnesota Comprehensive Assessments taken in the spring of 2018.



**READING: FIRSTNAME'S OVERALL MCA-III RESULTS**


Test records indicate the student was not enrolled during the testing window for this subject at the school. Please contact your student's school for further information.

**Reading Performance Details**

Your student's score is compared to the state expectations for reading and its content areas. Performance in content areas is reported as Below Expectations, At or Near Expectations, or Above Expectations.



= Below Expectations



= At or Near Expectations



= Above Expectations

| READING AREA        | DESCRIPTION  | PERFORMANCE            |
|---------------------|--|------------------------|
| Literature:         | Use strategies to analyze, interpret, and evaluate fiction (such as short stories, fables, poetry, and drama).                   | No Test Data Available |
| Informational Text: | Use strategies to analyze, interpret, and evaluate nonfiction (such as expository and persuasive text, and literary nonfiction). | No Test Data Available |

 Reading **Learning Locator™**(\*)

NA

 Predicted Lexile®(\*\*) measure: **NA** and range: **NA**
**Reading Career and College Readiness (CCR)**

Your student was not enrolled during testing.

A student whose Reading MCA-III score is at or above 1058 is on track to demonstrate career and college readiness in reading on a college admissions test at the end of grade 11.

**MCA-III Placement Score Ranges for Minnesota State Colleges and Universities**

| Intended Course of Enrollment (or equivalent) | Enrollment in Developmental Course Unless Additional Information Indicates Otherwise | Need More Information on Readiness | Enrollment in College Level Course |
|---|--|------------------------------------|------------------------------------|
| Reading intensive or equivalent course        | MCA-III score below 1042   | 1042 to 1046                       | 1047 or above                      |

Retain this score report for use if completing the admissions process at a Minnesota State college or university. For more information please contact Minnesota State colleges and universities or your student's school.

**PARENT AND STUDENT RESOURCES**

 \* Use the **Learning Locator™** code(s) provided for each subject to select resources mapped specifically to your student's test results. At **mn.pearsonperspective.com/perspective**, use the online learning resources provided to guide your student's learning; return as often as you like and be an active participant in your student's educational progress.

 \*\* The Lexile® Framework is a system that helps match readers with literature appropriate for their reading skills. When reading a book within the predicted Lexile range, the reader should comprehend enough of the text to make sense of it, while still being challenged enough to maintain interest and learn. Please visit **www.lexile.com** for more information about the Lexile Framework.

School District  
P.O. Box 1234  
123 First St  
City Name, MN 12345

Optional Parent or Guardian Name  
To the Parent or Guardian of Firstname M. Lastname  
Optional Address Line 1  
Optional Address Line 2  
Optional Address Line 3

### What is this report about?

It provides your student's results on the Minnesota Assessments taken in the spring of 2018 to measure student performance on the Minnesota Academic Standards. It includes your student's overall score and performance level in each subject tested and the average scores for Minnesota students at the school, district, and state levels. Students whose scores fall into the Meets the Standards or Exceeds the Standards performance levels are considered 'Proficient' for accountability purposes.

### Who takes these assessments and why?

The Minnesota Assessments are taken by all public students in grades 3-8 and 11 on mathematics, in grades 3-8 and 10 on reading, and in grades 5, 8, and once in high school on science. This report includes results on the Minnesota Comprehensive Assessments (MCA) which measure student knowledge and skills of the Minnesota Academic Standards.

### What are the assessment results in this report used for?

The results are used for many purposes. The state uses them for school accountability. Schools and teachers use them to evaluate and improve instruction. You can use them to track and understand your student's academic progress.

### Where can I find more information?

Your involvement in your student's education is important. If you have questions about these results, contact your student's school. You can view the Interpretive Guide for Minnesota Assessment Reports' which provides information to help you understand how to read this report and interpret the data. Find it on the MDE website at: [education.state.mn.us](http://education.state.mn.us) > **Students and Families** > **Programs and Initiatives** > **Statewide Testing**. Or you can access the Interpretive Guide by scanning the QR Code (Quick Response Code) to the right with a smartphone, tablet, or other device.



### How can I get this report in a translated language or an alternative format?

Upon request, this Individual Student Report can be made available in a translated language or an alternative format, such as large print, Braille, or audio file. To make a request, contact Statewide Testing at [mde.testing@state.mn.us](mailto:mde.testing@state.mn.us), 651-582-8472, 651-582-8874 (fax). TTY users may call the Minnesota Relay Service at 711.