

Historical Student Data

The Historical Student Data report function allows users to view the historical test results for a student who has previously tested in the district. This quick guide provides instructions on viewing the historical student data within PearsonAccess Next.

Historical Student Data

The Historical Student Data report function allows users to access previous assessment history for an individual student who has previously tested in the user's district. The data available for a student assessment includes the test administration and year, organization, subject, grade, score, and achievement level. Additional test and performance details are available once an individual assessment record is selected.

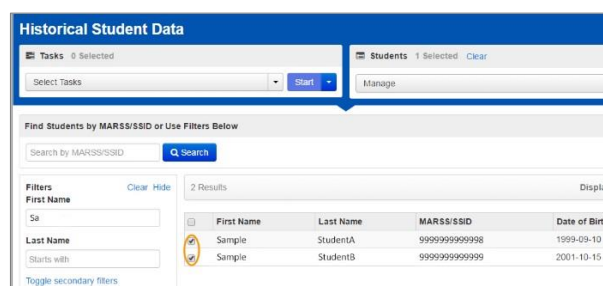
Historical Student Data is available for the following test administrations:

- MCA 2011-2016
- MTAS 2011-2016
- MCA Modified 2011-2014
- OLPA 2014-2017

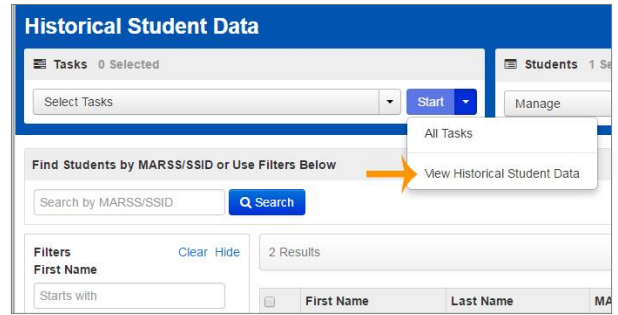
1. From the Home page, under **Reports**, select **Historical Student Data**.



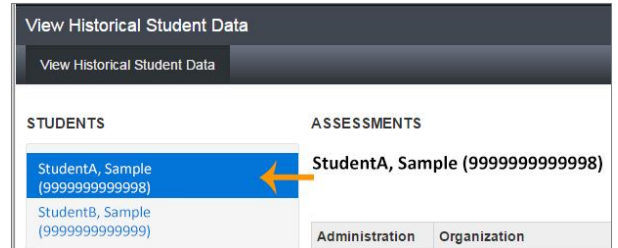
2. Search for a student by MARSS/SSID or use the filters to search by First Name, Last Name or Date of Birth, and select the **Search** button.
 - Students listed are ordered by last name, first name then MARSS/SSID.
 - If a student is not appearing for a user dependent on reporting group assignments, verify with the District Assessment Coordinator or Assessment Coordinator both the student and user account has been added to a reporting group.
3. Select the checkboxes next to individual students from the list that appears.



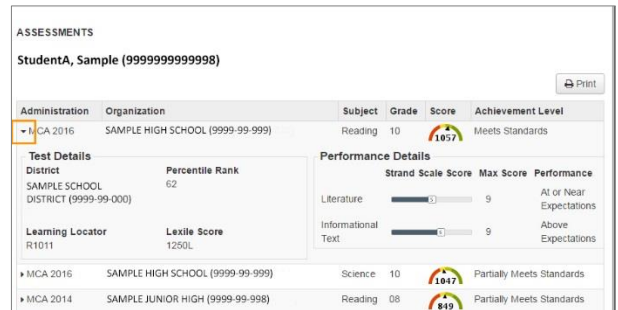
- Select the dropdown menu to the right of the **Start** button and select **View Historical Student Data**.



- Select a student name listed under STUDENTS.



- Select the arrow next to an administration listed under ASSESSMENTS to see additional test details and performance details about a specific assessment.
 - Tests are ordered by most recent administration then by test date in descending order.
 - All test results will appear for a student currently enrolled in the district.



Download or Print Historical Student Data

- For a PDF report, select **Print** to generate a PDF with all assessments displayed for the student including test and performance details.



- Select **Exit Tasks** to return to the **Historical Student Data** screen to search for additional students as needed.

